



Plot 85 Yew Tree Park "Sorrel" Ashberry 35% Share

85 Fieldfare Crescent, Nuneaton, CV11 4DE

35% Shared ownership £101,500



3



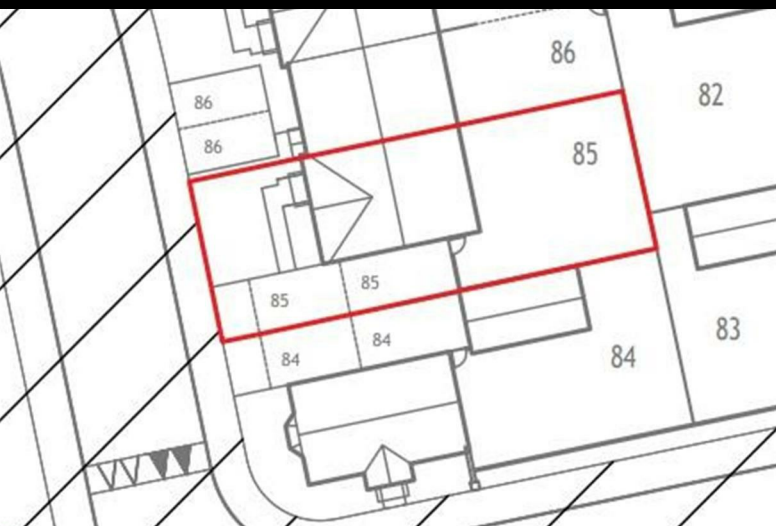
1



1



Plot 85 Yew Tree Park "Sorrel" Ashberry 35% Share



Description

Plot 85 Yew Tree Park "Sorrel" - 35% share £101,500
Total Rent £463.94 pcm

Ready to Occupy January/February 2026 - AVAILABLE TO RESERVE NOW

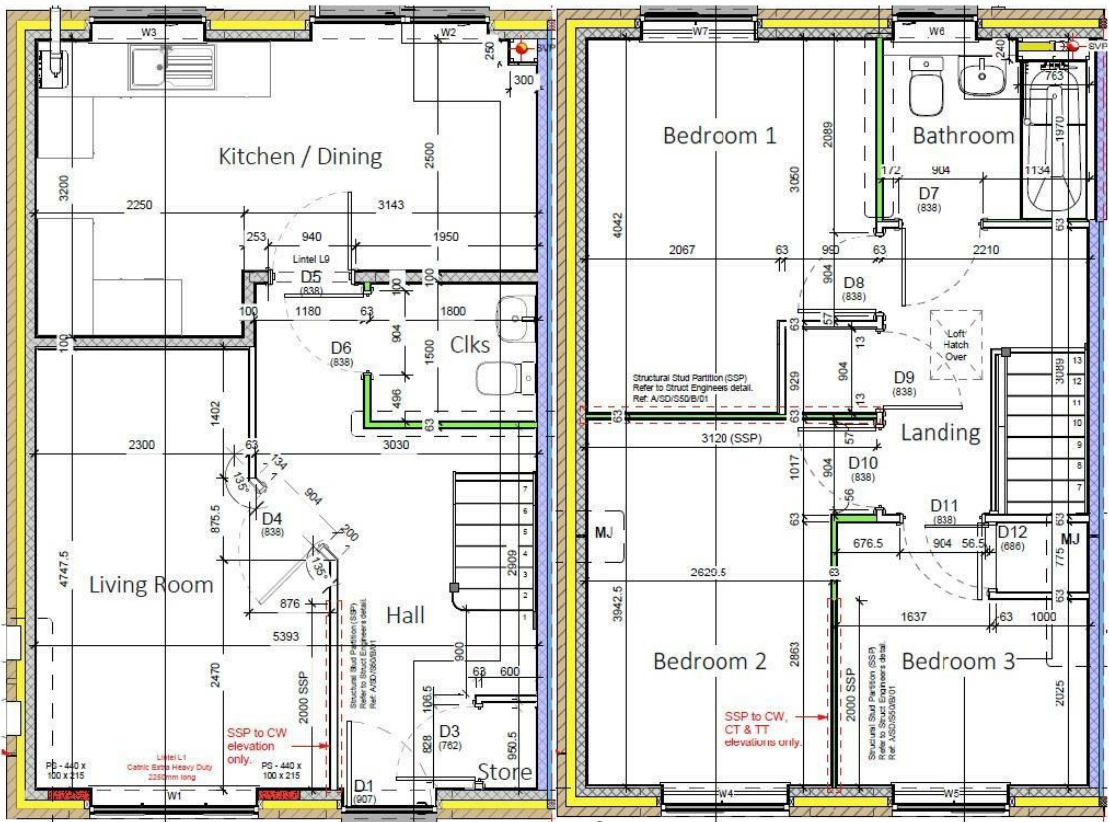
If you would like to apply for this property, please complete our online application form via our Signature Website

* Images are for illustration purposes only

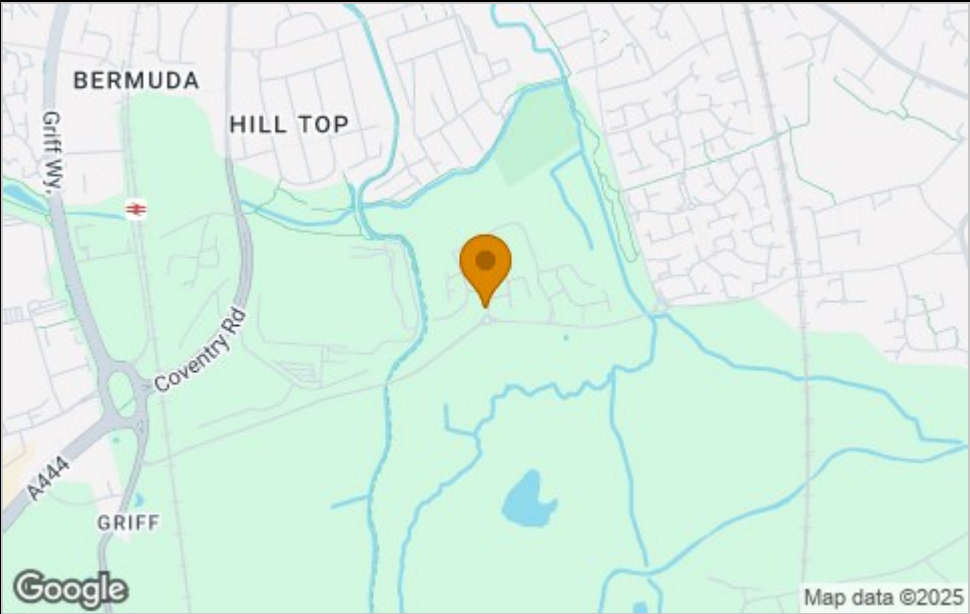
- End Terrace
- Good transport links
- Double glazing
- 2 off road parking spaces
- Vinyl flooring to wet areas
- New Build
- Turf to rear garden
- Downstairs cloakroom
- Kitchen with oven hob & extractor
- Near Nuneaton



Floor Plan



Area Map



Viewing

Please contact our sales team at sales@citizenhousing.org.uk if you wish to arrange a viewing appointment for this property or require further information.

These particulars, whilst believed to be accurate are set out as a general outline only for guidance and do not constitute any part of an offer or contract. Intending purchasers should not rely on them as statements of representation of fact, but must satisfy themselves by inspection or otherwise as to their accuracy. No person in this firms employment has the authority to make or give any representation or warranty in respect of the property.

4040 Lakeside, Solihull, West Midlands, B37 7YN
Email: sales@citizenhousing.org.uk or visit www.citizenhousing.org.uk

Energy Efficiency Graph





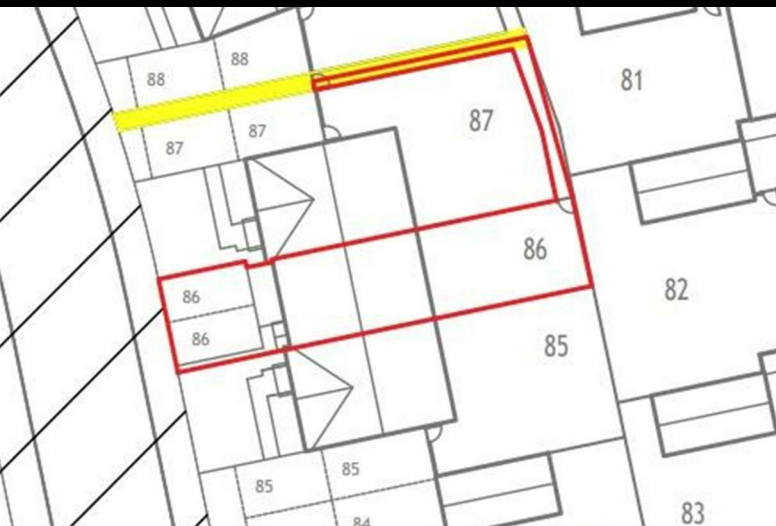
Plot 86 Yew Tree Park "Rosemary" Ashberry 40%

83 Fieldfare Crescent, Nuneaton, CV11 4DE

40% Shared ownership £99,000



Plot 86 Yew Tree Park "Rosemary" Ashberry 40%



Description

Plot 86 Yew Tree Park "Rosemary" - 40% share £99,000
Total Rent £340.31 pcm

Ready to Occupy January/February 2026 - AVAILABLE TO RESERVE NOW

If you would like to apply for this property, please complete our online application form via our Signature Website

* Images are for illustration purposes only

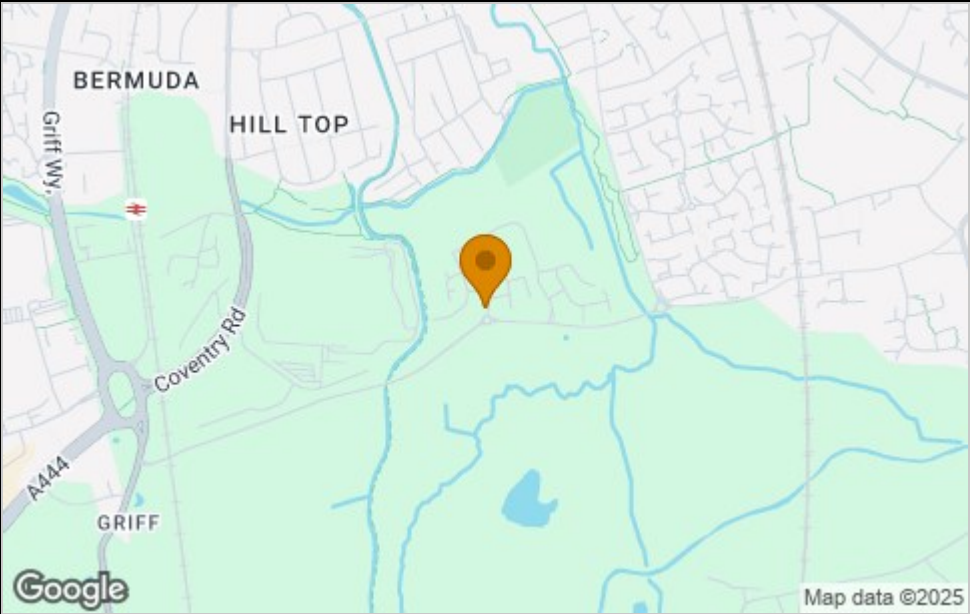
- Mid Terrace
- Good transport links
- Double glazing
- 2 off road parking spaces
- Vinyl flooring to wet areas
- New Build
- Turf to rear garden
- Downstairs cloakroom
- Kitchen with oven hob & extractor
- Near Nuneaton



Floor Plan



Area Map



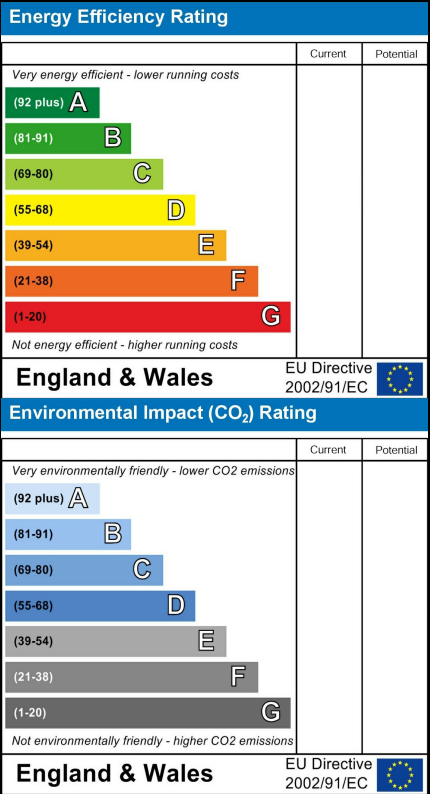
Viewing

Please contact our sales team at sales@citizenhousing.org.uk if you wish to arrange a viewing appointment for this property or require further information.

These particulars, whilst believed to be accurate are set out as a general outline only for guidance and do not constitute any part of an offer or contract. Intending purchasers should not rely on them as statements of representation of fact, but must satisfy themselves by inspection or otherwise as to their accuracy. No person in this firms employment has the authority to make or give any representation or warranty in respect of the property.

4040 Lakeside, Solihull, West Midlands, B37 7YN
Email: sales@citizenhousing.org.uk or visit www.citizenhousing.org.uk

Energy Efficiency Graph





Plot 87 Yew Tree Park "Sorrel" Ashberry 35% Share

81 Fieldfare Crescent, Nuneaton, CV11 4DE

35% Shared ownership £101,500



3



1



1



Plot 87 Yew Tree Park "Sorrel" Ashberry 35% Share



Description

Plot 87 Yew Tree Park "Sorrel" - 35% share £101,500
Total Rent £463.94 pcm

Ready to Occupy January/February 2026 - AVAILABLE TO RESERVE NOW

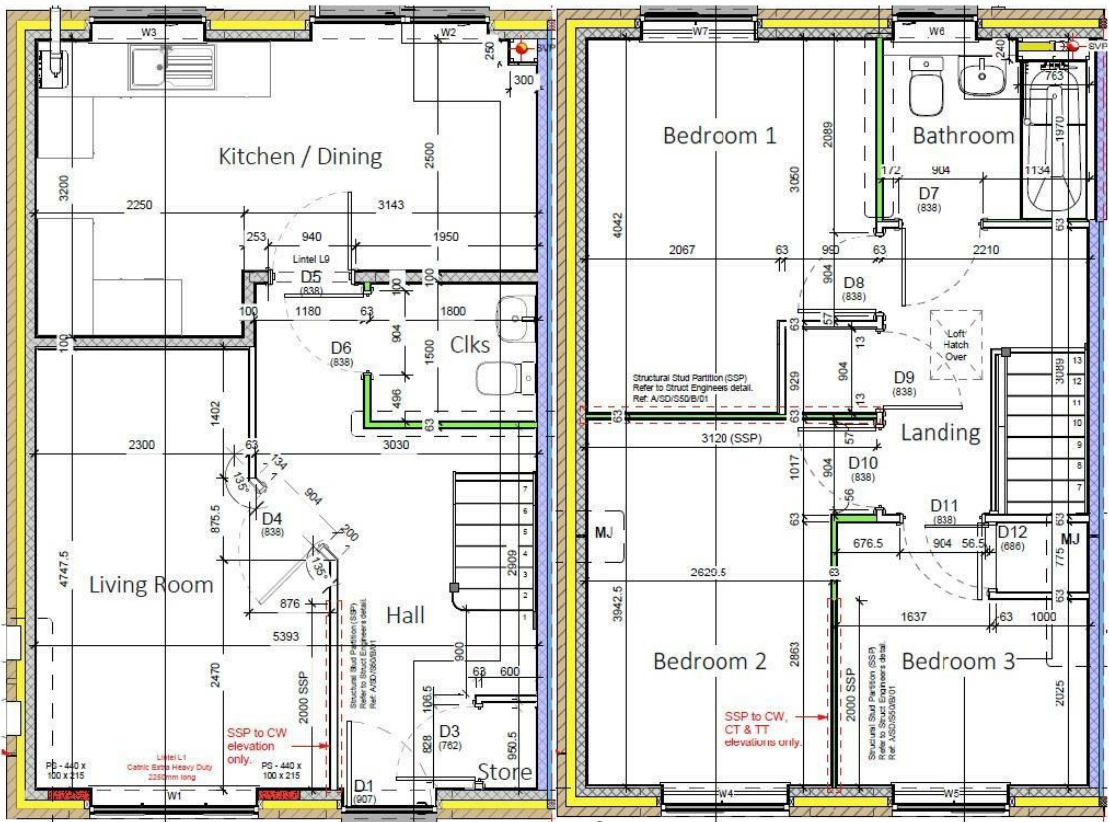
If you would like to apply for this property, please complete our online application form via our Signature Website

* Images are for illustration purposes only

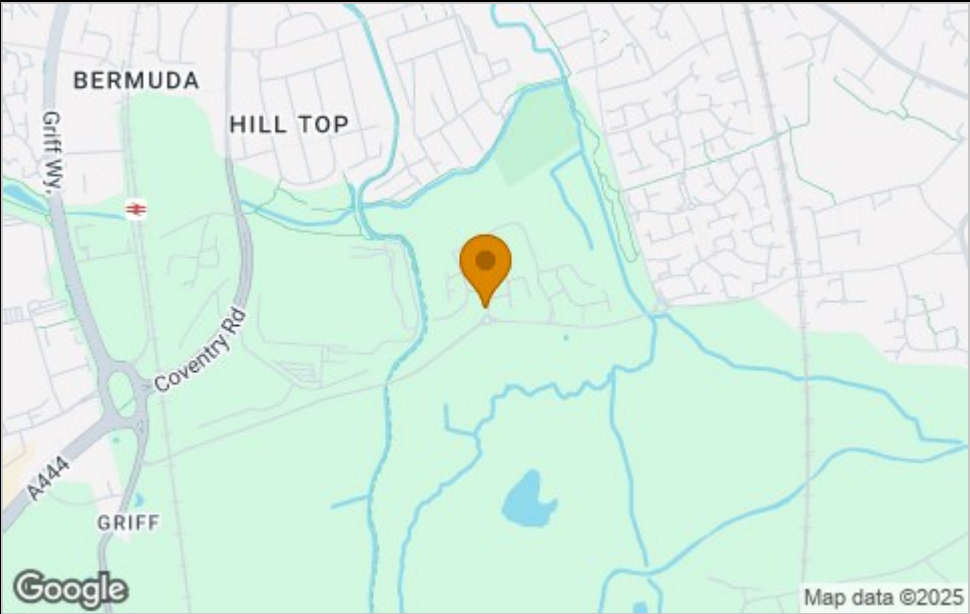
- End Terrace
- Good transport links
- Double glazing
- 2 off road parking spaces
- Vinyl flooring to wet areas
- New Build
- Turf to rear garden
- Downstairs cloakroom
- Kitchen with oven hob & extractor
- Near Nuneaton



Floor Plan



Area Map



Viewing

Please contact our sales team at sales@citizenhousing.org.uk if you wish to arrange a viewing appointment for this property or require further information.

These particulars, whilst believed to be accurate are set out as a general outline only for guidance and do not constitute any part of an offer or contract. Intending purchasers should not rely on them as statements of representation of fact, but must satisfy themselves by inspection or otherwise as to their accuracy. No person in this firms employment has the authority to make or give any representation or warranty in respect of the property.

4040 Lakeside, Solihull, West Midlands, B37 7YN
Email: sales@citizenhousing.org.uk or visit www.citizenhousing.org.uk

Energy Efficiency Graph





Plot 88 Yew Tree Park "Sorrel" Ashberry 35% Share

79 Fieldfare Crescent, Nuneaton, CV11 4DE

35% Shared ownership £101,500



3



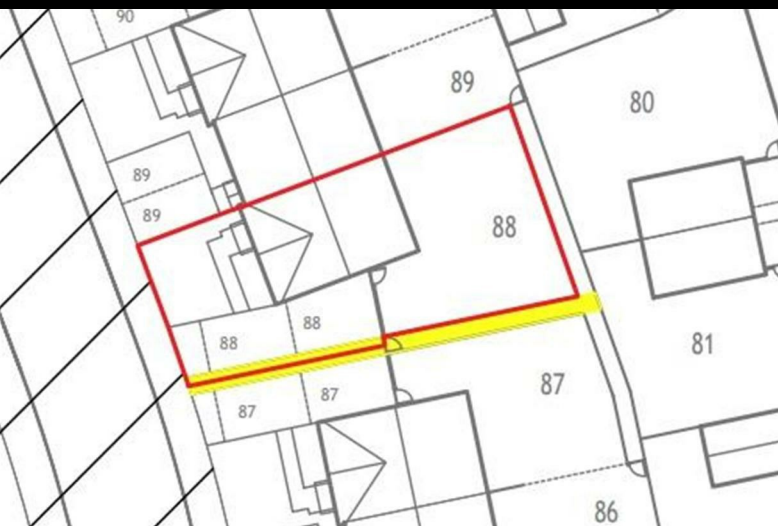
1



1



Plot 88 Yew Tree Park "Sorrel" Ashberry 35% Share



Description

Plot 88 Yew Tree Park "Sorrel" - 35% share £101,500
Total Rent £463.94 pcm

Ready to Occupy January/February 2026 - AVAILABLE TO RESERVE NOW

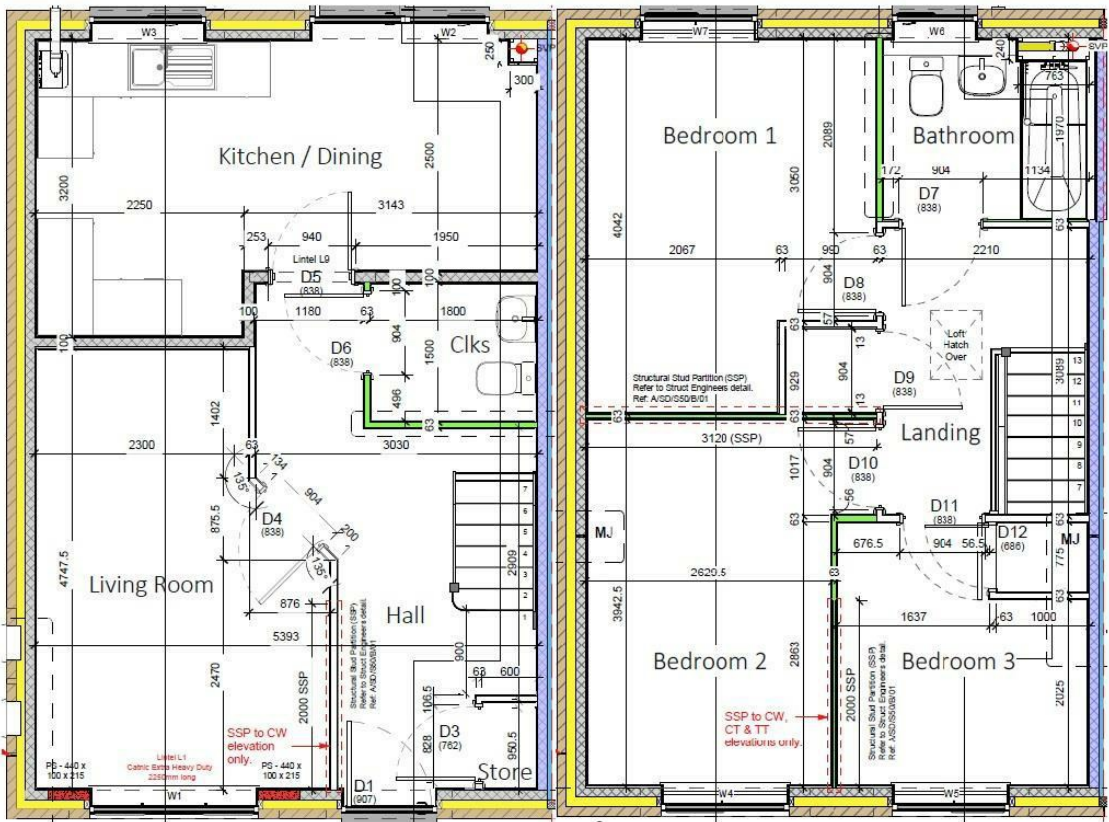
If you would like to apply for this property, please complete our online application form via our Signature Website

* Images are for illustration purposes only

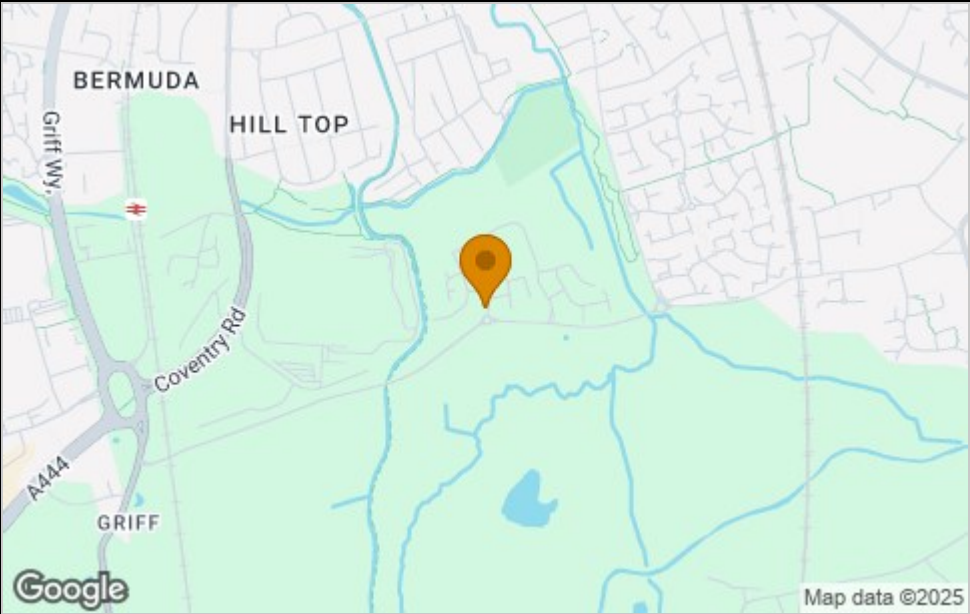
- End Terrace
- Good transport links
- Double glazing
- 2 off road parking spaces
- Vinyl flooring to wet areas
- New Build
- Turf to rear garden
- Downstairs cloakroom
- Kitchen with oven hob & extractor
- Near Nuneaton



Floor Plan



Area Map



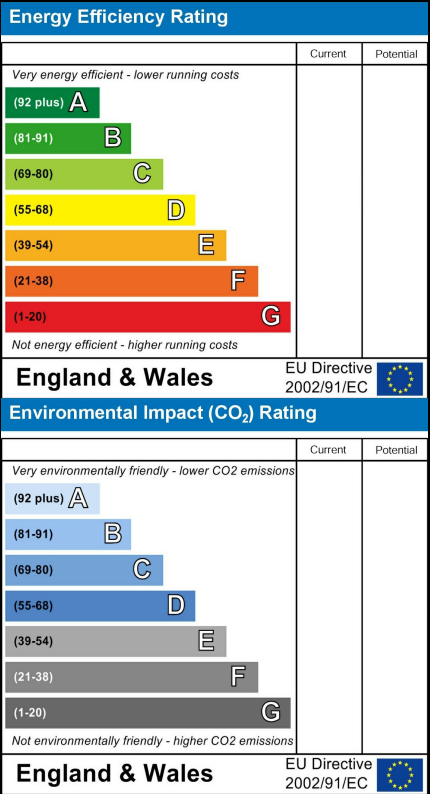
Viewing

Please contact our sales team at sales@citizenhousing.org.uk if you wish to arrange a viewing appointment for this property or require further information.

These particulars, whilst believed to be accurate are set out as a general outline only for guidance and do not constitute any part of an offer or contract. Intending purchasers should not rely on them as statements of representation of fact, but must satisfy themselves by inspection or otherwise as to their accuracy. No person in this firms employment has the authority to make or give any representation or warranty in respect of the property.

4040 Lakeside, Solihull, West Midlands, B37 7YN
Email: sales@citizenhousing.org.uk or visit www.citizenhousing.org.uk

Energy Efficiency Graph





Plot 89 Yew Tree Park "Rosemary" Ashberry 40%

77 Fieldfare Crescent, Nuneaton, CV11 4DE

40% Shared ownership £99,000



Plot 89 Yew Tree Park "Rosemary" Ashberry 40%



Description

Plot 89 Yew Tree Park "Rosemary" - 40% share £99,000
Total Rent £340.31 pcm

Ready to Occupy January/February 2026 - AVAILABLE TO RESERVE NOW

If you would like to apply for this property, please complete our online application form via our Signature Website

* Images are for illustration purposes only

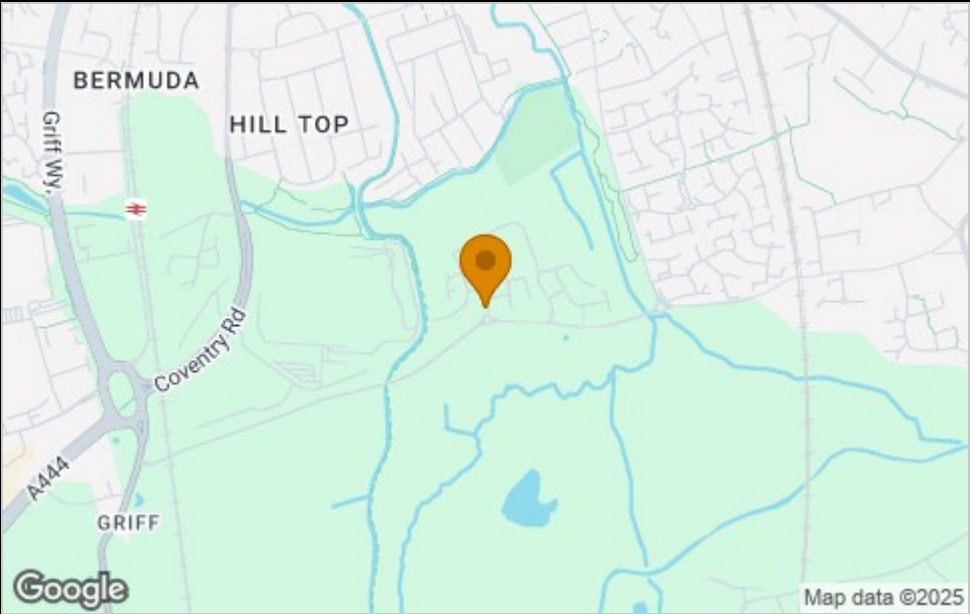
- Mid Terrace
- Good transport links
- Double glazing
- 2 off road parking spaces
- Vinyl flooring to wet areas
- New Build
- Turf to rear garden
- Downstairs cloakroom
- Kitchen with oven hob & extractor
- Near Nuneaton



Floor Plan



Area Map



Viewing

Please contact our sales team at sales@citizenhousing.org.uk if you wish to arrange a viewing appointment for this property or require further information.

These particulars, whilst believed to be accurate are set out as a general outline only for guidance and do not constitute any part of an offer or contract. Intending purchasers should not rely on them as statements of representation of fact, but must satisfy themselves by inspection or otherwise as to their accuracy. No person in this firms employment has the authority to make or give any representation or warranty in respect of the property.

4040 Lakeside, Solihull, West Midlands, B37 7YN
Email: sales@citizenhousing.org.uk or visit www.citizenhousing.org.uk

Energy Efficiency Graph





Plot 90 Yew Tree Park "Sorrel" Ashberry Homes

75 Fieldfare Crescent, Nuneaton, CV11 4DE

35% Shared ownership £101,500



3



1



1



Plot 90 Yew Tree Park "Sorrel" Ashberry Homes



Description

Plot 90 Yew Tree Park "Sorrel" - 35% share £101,500
Total Rent £463.94 pcm

Ready to Occupy January/February 2026 - AVAILABLE TO
RESERVE NOW

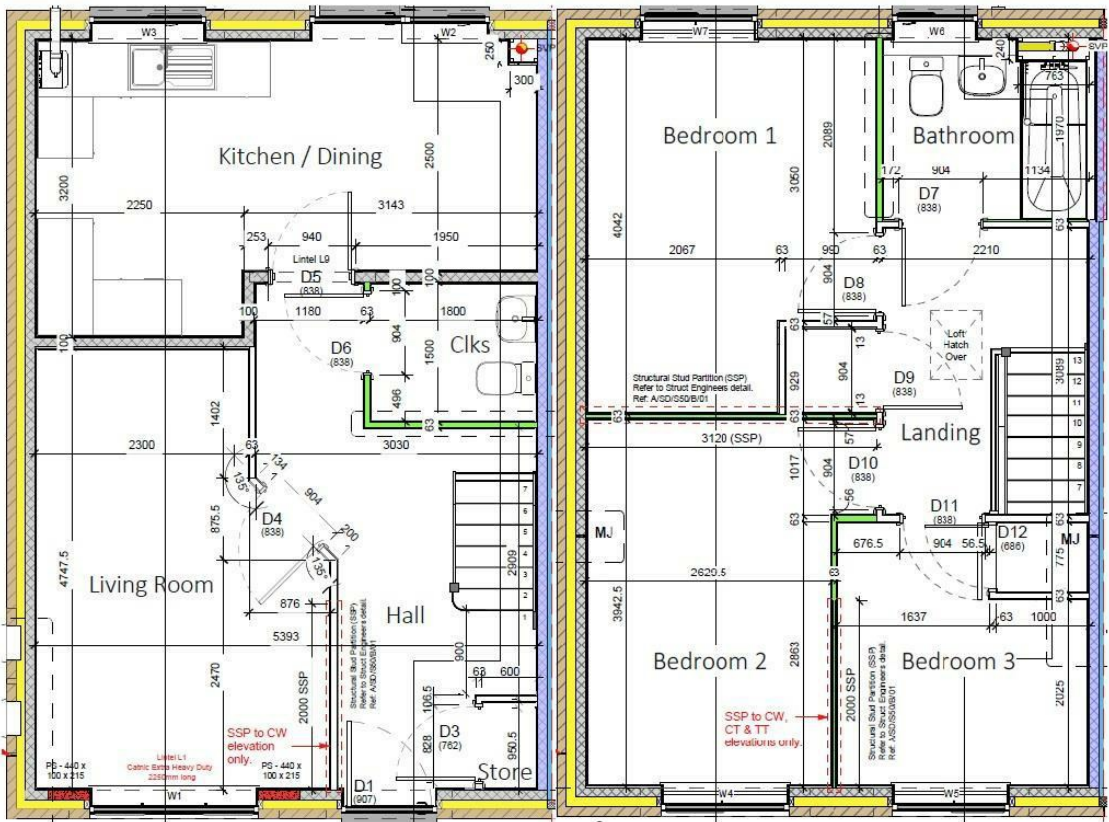
If you would like to apply for this property, please complete our
online application form via our Signature Website

* Images are for illustration purposes only

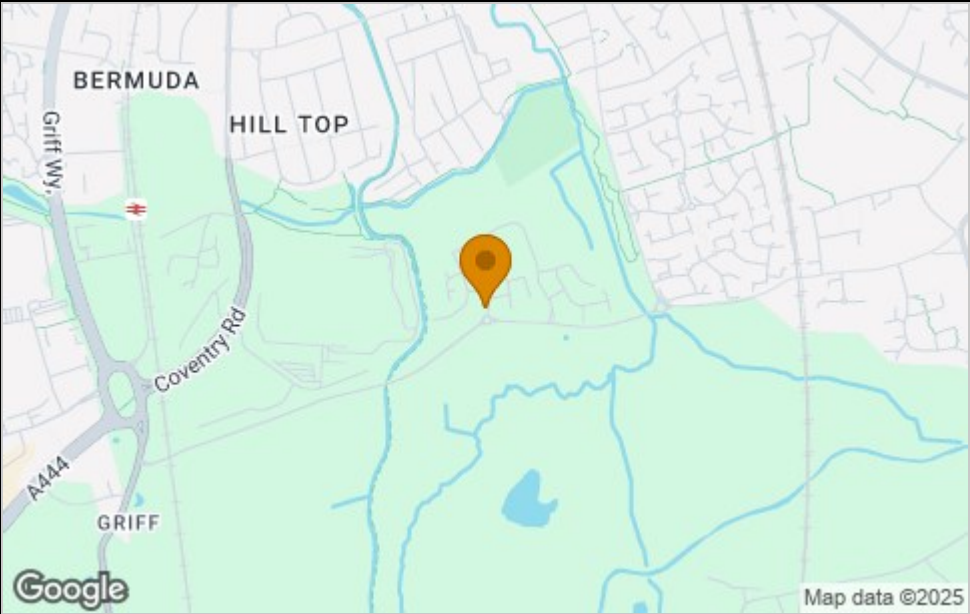
- End Terrace
- Good transport links
- Double glazing
- 2 off road parking spaces
- Vinyl flooring to wet areas
- New Build
- Turf to rear garden
- Downstairs cloakroom
- Kitchen with oven hob & extractor
- Near Nuneaton



Floor Plan



Area Map



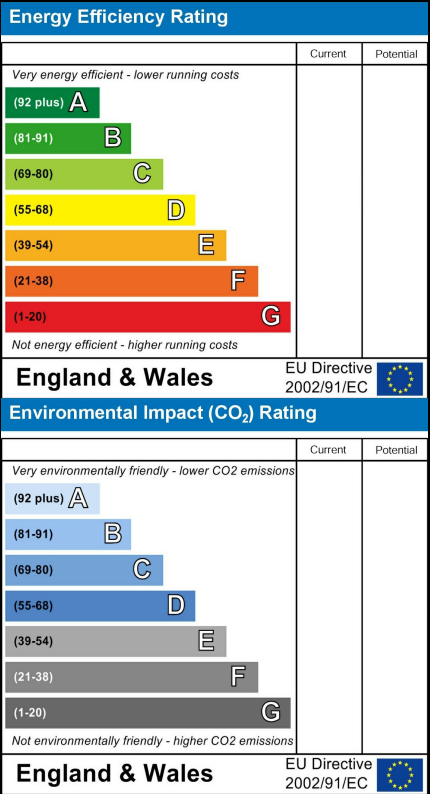
Viewing

Please contact our sales team at sales@citizenhousing.org.uk if you wish to arrange a viewing appointment for this property or require further information.

These particulars, whilst believed to be accurate are set out as a general outline only for guidance and do not constitute any part of an offer or contract. Intending purchasers should not rely on them as statements of representation of fact, but must satisfy themselves by inspection or otherwise as to their accuracy. No person in this firms employment has the authority to make or give any representation or warranty in respect of the property.

4040 Lakeside, Solihull, West Midlands, B37 7YN
Email: sales@citizenhousing.org.uk or visit www.citizenhousing.org.uk

Energy Efficiency Graph





Plot 362 Yew Tree Park "Manciple" Bellway 40% shar

15 Dunnock Close, Nuneaton, CV11 4FQ

40% Shared ownership £102,000



Plot 362 Yew Tree Park "Manciple" Bellway 40% shar



Description

Plot 362 Yew Tree Park - 40% share £102,000 Total Rent £380.83 pcm

Ready to Occupy January/February 2026 - AVAILABLE TO RESERVE NOW

If you would like to apply for this property, please complete our online application form via our Signature Website

* Images are for illustration purposes only

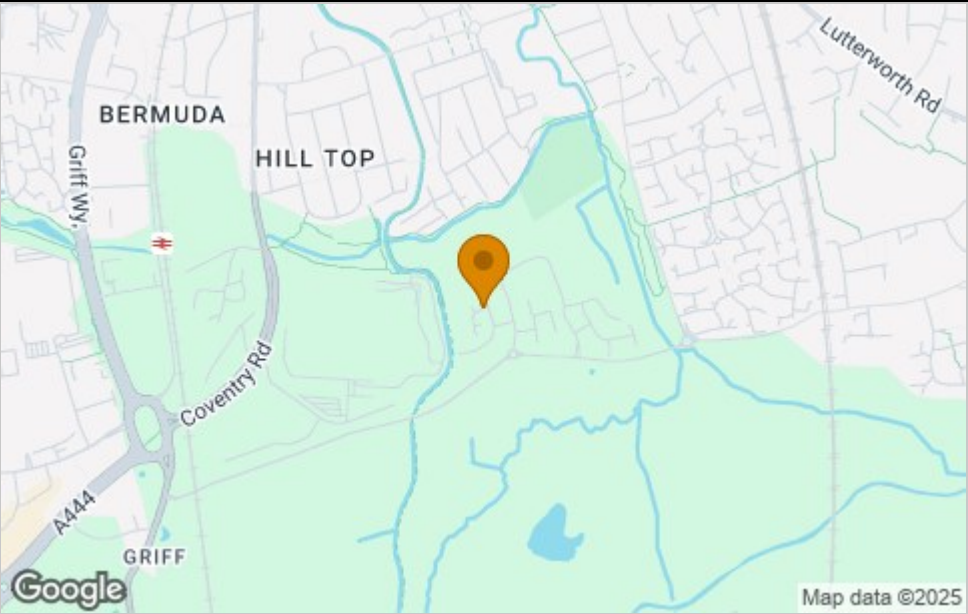
- Semi Detached
- Good transport links
- Double glazing
- 2 off road parking spaces
- Vinyl flooring to wet areas
- New build
- Turf to rear garden
- Downstairs cloakroom
- Kitchen with oven hob & extractor
- near Nuneaton



Floor Plan



Area Map



Viewing

Please contact our sales team at sales@citizenhousing.org.uk if you wish to arrange a viewing appointment for this property or require further information.

These particulars, whilst believed to be accurate are set out as a general outline only for guidance and do not constitute any part of an offer or contract. Intending purchasers should not rely on them as statements of representation of fact, but must satisfy themselves by inspection or otherwise as to their accuracy. No person in this firms employment has the authority to make or give any representation or warranty in respect of the property.

4040 Lakeside, Solihull, West Midlands, B37 7YN
Email: sales@citizenhousing.org.uk or visit www.citizenhousing.org.uk

Energy Efficiency Graph





Plot 363 Yew Tree Park "Manciple" Bellway 40% Shar

13 Dunnock Close, Nuneaton, CV11 4FQ

40% Shared ownership £102,000



Plot 363 Yew Tree Park "Manciple" Bellway 40% Shar



Description

Plot 363 Yew Tree Park - 40% share £102,000 Total Rent £380.83 pcm

Ready to Occupy January/February 2026 - AVAILABLE TO RESERVE NOW

If you would like to apply for this property, please complete our online application form via our Signature Website

* Images are for illustration purposes only

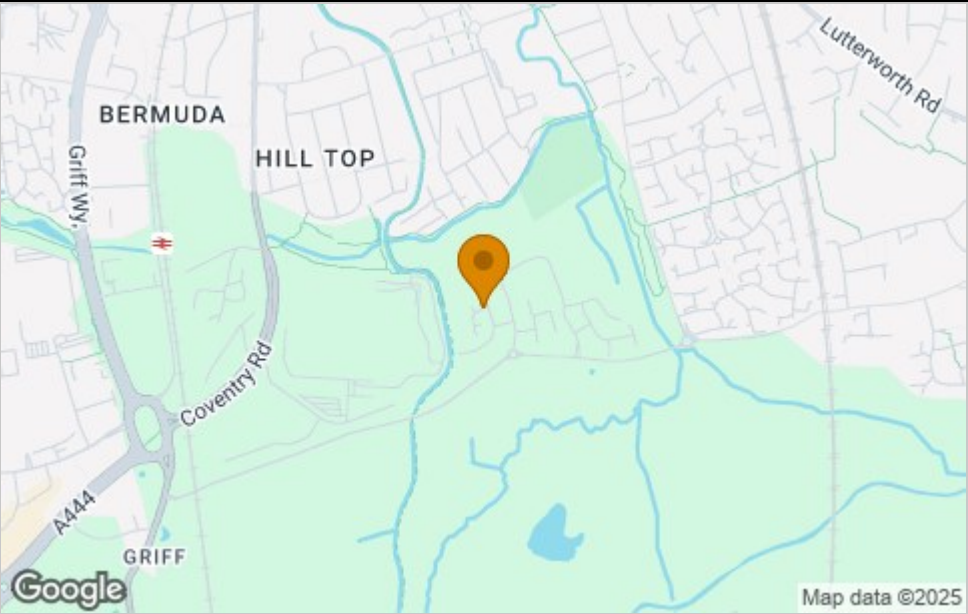
- Semi Detached
- Good transport links
- Double glazing
- 2 off road parking spaces
- Vinyl flooring to wet areas
- New build
- Turf to rear garden
- Downstairs cloakroom
- Kitchen with oven hob & extractor
- near Nuneaton



Floor Plan



Area Map



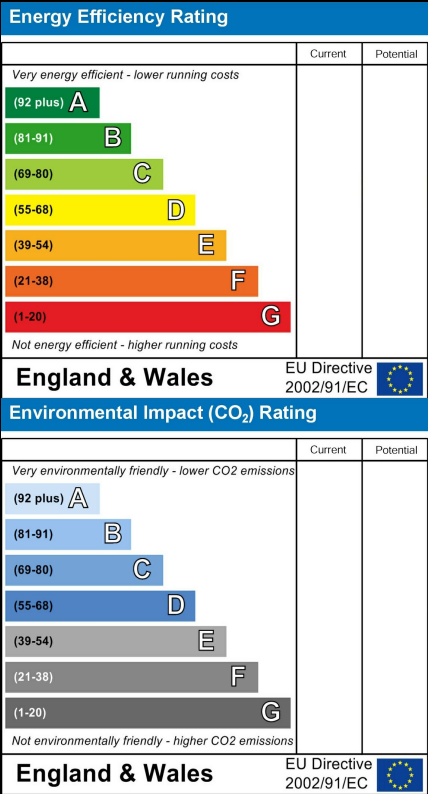
Viewing

Please contact our sales team at sales@citizenhousing.org.uk if you wish to arrange a viewing appointment for this property or require further information.

These particulars, whilst believed to be accurate are set out as a general outline only for guidance and do not constitute any part of an offer or contract. Intending purchasers should not rely on them as statements of representation of fact, but must satisfy themselves by inspection or otherwise as to their accuracy. No person in this firms employment has the authority to make or give any representation or warranty in respect of the property.

4040 Lakeside, Solihull, West Midlands, B37 7YN
Email: sales@citizenhousing.org.uk or visit www.citizenhousing.org.uk

Energy Efficiency Graph





Plot 415 Yew Tree Park "Manciple-Bellway" - 40% sh

24 Bunting Place, Nuneaton, CV11 4EQ

40% Shared ownership £100,600



2



1



1



Plot 415 Yew Tree Park "Manciple-Bellway" - 40% sh



Description

Plot 415 Yew Tree Park - 40% share £100,600 Total Rent £396.91 pcm

READY TO OCCUPY

If you would like to apply for this property, please complete our online application form via our Signature Website

* Images are for illustration purposes only

- Semi Detached
- Good transport links
- Double glazing
- 2 off road parking spaces
- Vinyl flooring to wet areas
- New build
- Turf to rear garden
- Downstairs cloakroom
- Kitchen with oven hob & extractor
- near Nuneaton





DON'T MISS OUT, ON THESE HOT OFFERS
ALL OFFERS END THE 24/12/25



SHARED OWNERSHIP NEW HOMES SALE

Offers on selected homes

Various offers available*

- * Carpets included**
- * £1,000 Amazon voucher**
- * £1,000 Legal fees**

5 %

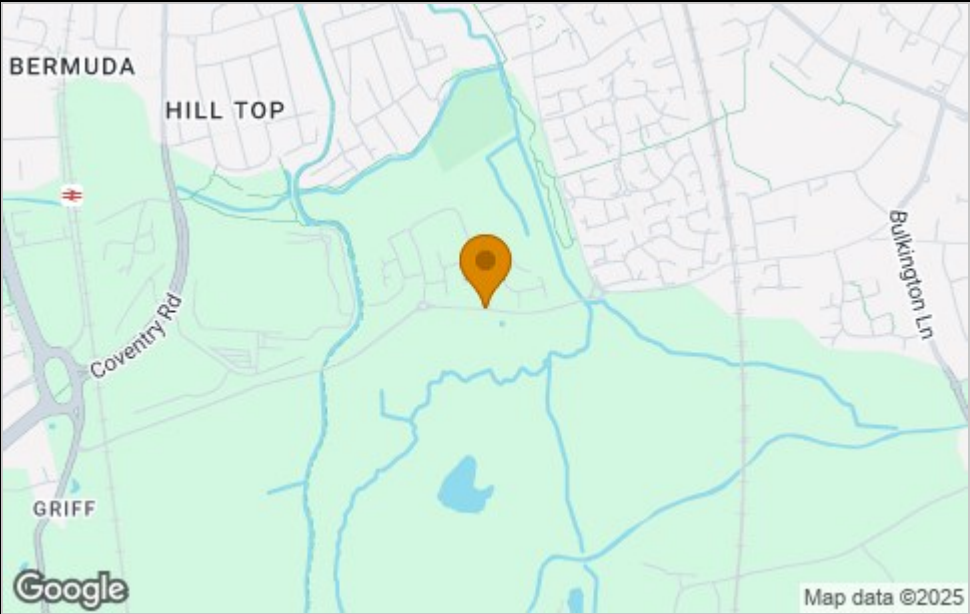
DEPOSIT PAID (OF ADVERTISED SHARE)

* Please note, not all advertised offers are available on each property, please refer to our website www.citizenhousing.org.uk

Floor Plan



Area Map



Viewing

Please contact our sales team at sales@citizenhousing.org.uk if you wish to arrange a viewing appointment for this property or require further information.

These particulars, whilst believed to be accurate are set out as a general outline only for guidance and do not constitute any part of an offer or contract. Intending purchasers should not rely on them as statements of representation of fact, but must satisfy themselves by inspection or otherwise as to their accuracy. No person in this firms employment has the authority to make or give any representation or warranty in respect of the property.

4040 Lakeside, Solihull, West Midlands, B37 7YN
Email: sales@citizenhousing.org.uk or visit www.citizenhousing.org.uk

Energy Efficiency Graph

Energy Efficiency Rating		
	Current	Potential
Very energy efficient - lower running costs		
(92 plus) A		
(81-91) B		
(69-80) C		
(55-68) D		
(39-54) E		
(21-38) F		
(1-20) G		
Not energy efficient - higher running costs		
England & Wales EU Directive 2002/91/EC		
Environmental Impact (CO ₂) Rating		
	Current	Potential
Very environmentally friendly - lower CO ₂ emissions		
(92 plus) A		
(81-91) B		
(69-80) C		
(55-68) D		
(39-54) E		
(21-38) F		
(1-20) G		
Not environmentally friendly - higher CO ₂ emissions		
England & Wales EU Directive 2002/91/EC		

Image for illustration only



Plot 447 Yew Tree Park "Manciple-Bellway" - 40% sh

19 Firecrest Way, Nuneaton, CV11

40% Shared ownership £97,600



2



1



1



Plot 447 Yew Tree Park "Manciple-Bellway" - 40% sh



Description

Plot 447 Yew Tree Park - Purchase Price 40% share £97,600
Total Rent £386.60 pcm

READY TO OCCUPY

If you would like to apply for this property, please complete our online application form via our Signature Website

* Images are for illustration purposes only

- Mid Terrace
- Good transport links
- Double glazing
- 2 off road parking spaces
- Vinyl flooring to wet areas
- New build
- Turf to rear garden
- Downstairs cloakroom
- Kitchen with oven hob & extractor
- near Nuneaton

DON'T MISS OUT, ON THESE HOT OFFERS
ALL OFFERS END THE 24/12/25



SHARED OWNERSHIP NEW HOMES SALE

Offers on selected homes

Various offers available*

- * Carpets included
- * £1,000 Amazon voucher
- * £1,000 Legal fees

5 %

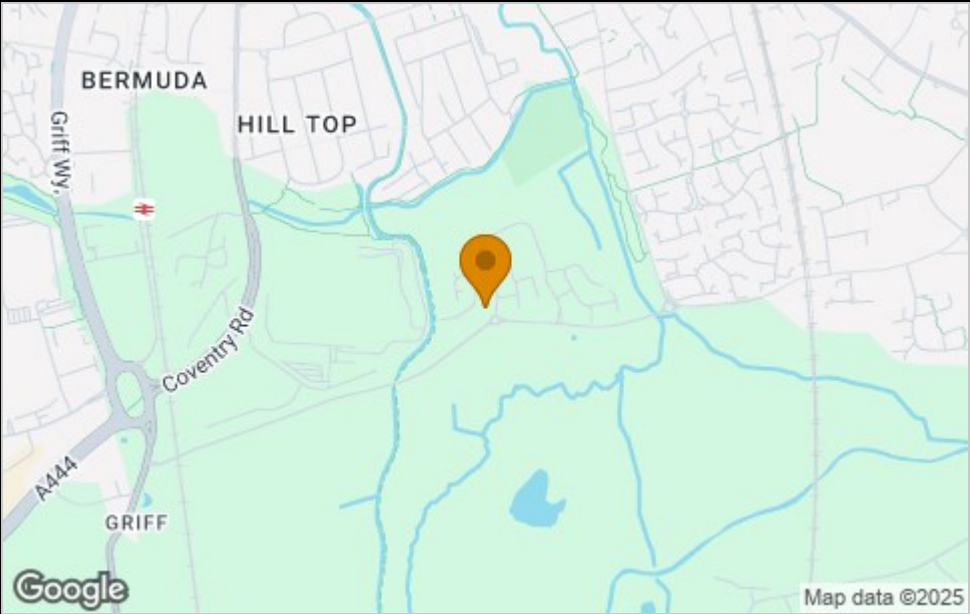
DEPOSIT PAID (OF ADVERTISED SHARE)

* Please note, not all advertised offers are available on each property, please refer to our website www.citizenhousing.org.uk

Floor Plan



Area Map



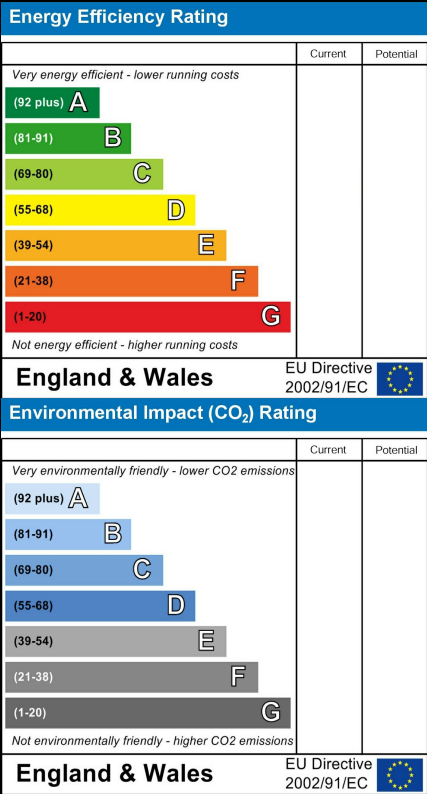
Viewing

Please contact our sales team at sales@citizenhousing.org.uk if you wish to arrange a viewing appointment for this property or require further information.

These particulars, whilst believed to be accurate are set out as a general outline only for guidance and do not constitute any part of an offer or contract. Intending purchasers should not rely on them as statements of representation of fact, but must satisfy themselves by inspection or otherwise as to their accuracy. No person in this firms employment has the authority to make or give any representation or warranty in respect of the property.

4040 Lakeside, Solihull, West Midlands, B37 7YN
Email: sales@citizenhousing.org.uk or visit www.citizenhousing.org.uk

Energy Efficiency Graph





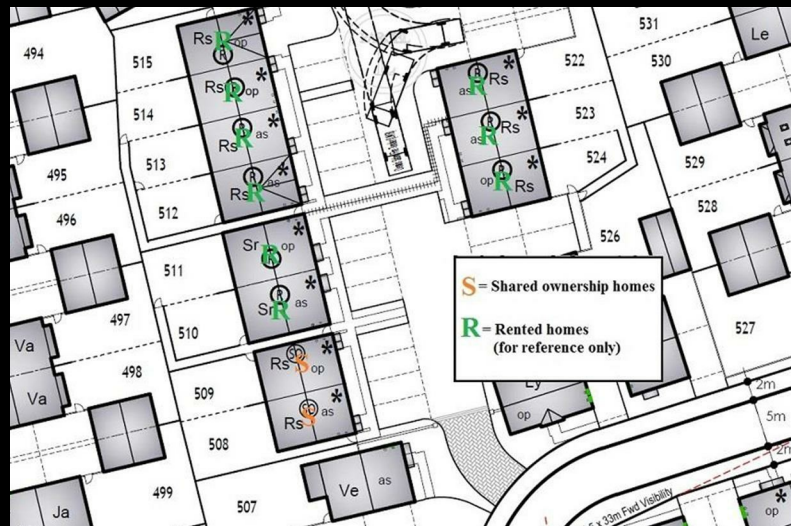
Plot 509 Yew Tree Park "Rosemary-Ashberry" - 40% S

13 Kestrel Grove, Nuneaton, CV11 4FH

40% Shared ownership £100,600



Plot 509 Yew Tree Park "Rosemary-Ashberry" - 40% S



Description

Plot 509 Yew Tree Park - 40% share £100,600
Total Rent £376.01 pcm

READY TO OCCUPY

If you would like to apply for this property, please complete our online application form via our Signature Website

* Images are for illustration purposes only

- Semi Detached
- Good transport links
- Double glazing
- 2 off road parking spaces
- Vinyl flooring to wet areas
- New Build
- Turf to rear garden
- Downstairs cloakroom
- Kitchen with oven hob & extractor
- Near Nuneaton

DON'T MISS OUT, ON THESE HOT OFFERS
ALL OFFERS END THE 24/12/25



SHARED OWNERSHIP NEW HOMES SALE

Offers on selected homes

Various offers available*

- * Carpets included
- * £1,000 Amazon voucher
- * £1,000 Legal fees

5 %

DEPOSIT PAID (OF ADVERTISED SHARE)

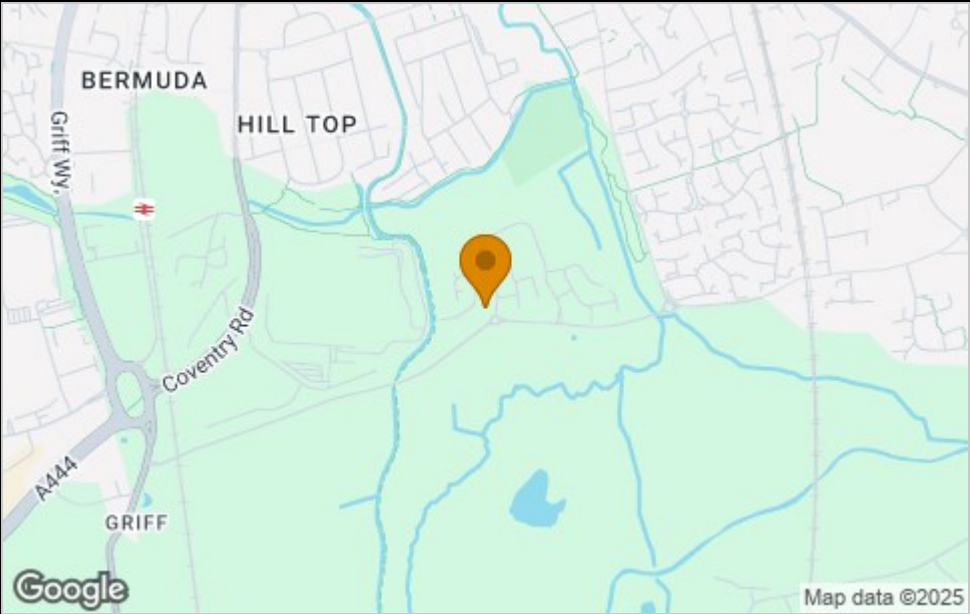
* Please note, not all advertised offers are available on each property, please refer to our website www.citizenhousing.org.uk



Floor Plan



Area Map



Viewing

Please contact our sales team at sales@citizenhousing.org.uk if you wish to arrange a viewing appointment for this property or require further information.

These particulars, whilst believed to be accurate are set out as a general outline only for guidance and do not constitute any part of an offer or contract. Intending purchasers should not rely on them as statements of representation of fact, but must satisfy themselves by inspection or otherwise as to their accuracy. No person in this firms employment has the authority to make or give any representation or warranty in respect of the property.

4040 Lakeside, Solihull, West Midlands, B37 7YN
Email: sales@citizenhousing.org.uk or visit www.citizenhousing.org.uk

Energy Efficiency Graph





Plot 568 Yew Tree Park "Rosemary" - 40% Share

60 Kestrel Grove, Nuneaton, CV11 4FH

40% Shared ownership £98,400



2



1



1



Plot 568 Yew Tree Park "Rosemary" - 40% Share



Description

Plot 568 Yew Tree Park "Rosemary" - 40% share £98,400
Total Rent £394.10 pcm

READY TO OCCUPY

If you would like to apply for this property, please complete our online application form via our Signature Website

* Images are for illustration purposes only

- End Terrace
- Good transport links
- Double glazing
- 2 off road parking spaces
- Vinyl flooring to wet areas
- New Build
- Turf to rear garden
- Downstairs cloakroom
- Kitchen with oven hob & extractor
- Near Nuneaton





DON'T MISS OUT, ON THESE HOT OFFERS
ALL OFFERS END THE 24/12/25



SHARED OWNERSHIP **NEW HOMES SALE**

Offers on selected homes

Various offers available*

- * Carpets included**
- * £1,000 Amazon voucher**
- * £1,000 Legal fees**

5 %

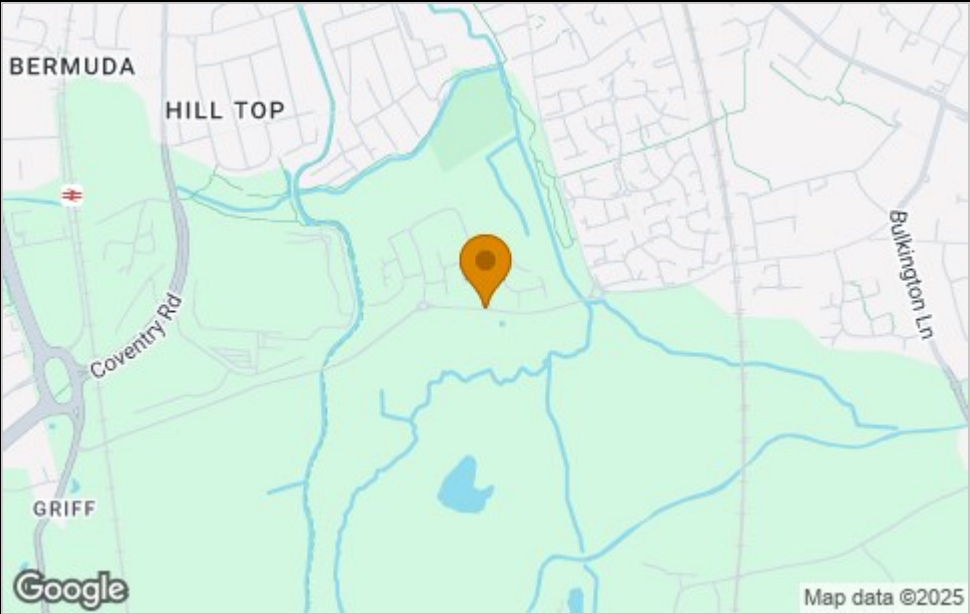
DEPOSIT PAID (OF ADVERTISED SHARE)

* Please note, not all advertised offers are available on each property, please refer to our website www.citizenhousing.org.uk

Floor Plan



Area Map



Viewing

Please contact our sales team at sales@citizenhousing.org.uk if you wish to arrange a viewing appointment for this property or require further information.

These particulars, whilst believed to be accurate are set out as a general outline only for guidance and do not constitute any part of an offer or contract. Intending purchasers should not rely on them as statements of representation of fact, but must satisfy themselves by inspection or otherwise as to their accuracy. No person in this firms employment has the authority to make or give any representation or warranty in respect of the property.

4040 Lakeside, Solihull, West Midlands, B37 7YN
Email: sales@citizenhousing.org.uk or visit www.citizenhousing.org.uk

Energy Efficiency Graph





Plot 569 Yew Tree Park "Rosemary" - 40% Share

62 Kestrel Grove, Nuneaton, CV11 4FH

40% Shared ownership £97,600



Plot 569 Yew Tree Park "Rosemary" - 40% Share



Description

Plot 569 Yew Tree Park "Rosemary" - 40% share £97,600 Total
Rent £391.35 pcm

READY TO OCCUPY

If you would like to apply for this property, please complete our online application form via our Signature Website

* Images are for illustration purposes only

- Mid Terrace
- Good transport links
- Double glazing
- 2 off road parking spaces
- Vinyl flooring to wet areas
- New Build
- Turf to rear garden
- Downstairs cloakroom
- Kitchen with oven hob & extractor
- Near Nuneaton



DON'T MISS OUT, ON THESE HOT OFFERS
ALL OFFERS END THE 24/12/25



SHARED OWNERSHIP **NEW HOMES SALE**

Offers on selected homes

Various offers available*

- * Carpets included**
- * £1,000 Amazon voucher**
- * £1,000 Legal fees**

5 %

DEPOSIT PAID (OF ADVERTISED SHARE)

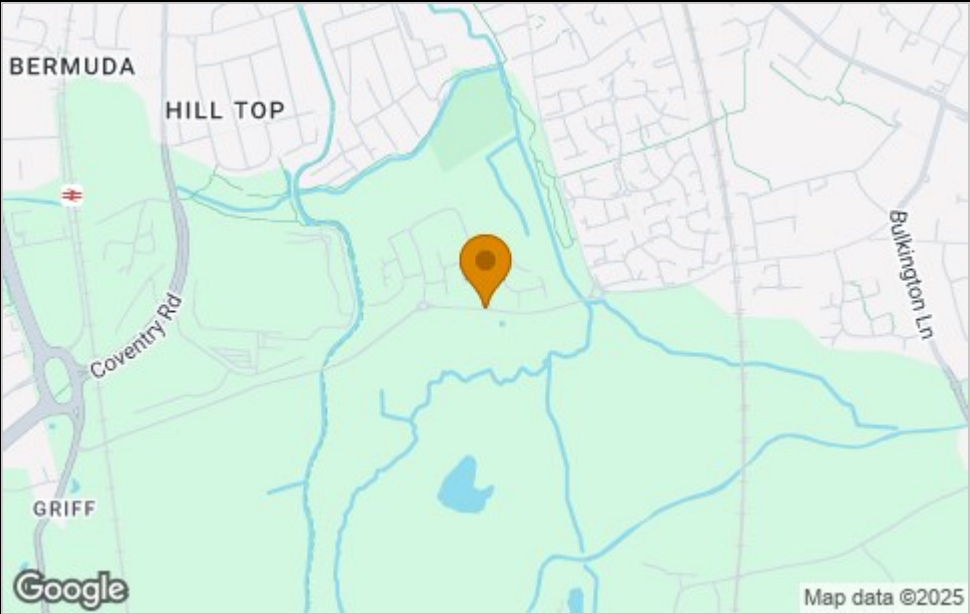
* Please note, not all advertised offers are available on each property, please refer to our website www.citizenhousing.org.uk



Floor Plan



Area Map



Viewing

Please contact our sales team at sales@citizenhousing.org.uk if you wish to arrange a viewing appointment for this property or require further information.

These particulars, whilst believed to be accurate are set out as a general outline only for guidance and do not constitute any part of an offer or contract. Intending purchasers should not rely on them as statements of representation of fact, but must satisfy themselves by inspection or otherwise as to their accuracy. No person in this firms employment has the authority to make or give any representation or warranty in respect of the property.

4040 Lakeside, Solihull, West Midlands, B37 7YN
Email: sales@citizenhousing.org.uk or visit www.citizenhousing.org.uk

Energy Efficiency Graph





Plot 570 Yew Tree Park "Rosemary" - 40% Share

64 Kestrel Grove, Nuneaton, CV11 4FH

40% Shared ownership £97,600



2



1



1



Plot 570 Yew Tree Park "Rosemary" - 40% Share



Description

Plot 570 Yew Tree Park "Rosemary" - 40% share £97,600 Total
Rent £391.35 pcm

READY TO OCCUPY

If you would like to apply for this property, please complete our online application form via our Signature Website

* Images are for illustration purposes only

- Mid Terrace
- Good transport links
- Double glazing
- 2 off road parking spaces
- Vinyl flooring to wet areas
- New Build
- Turf to rear garden
- Downstairs cloakroom
- Kitchen with oven hob & extractor
- Near Nuneaton



DON'T MISS OUT, ON THESE HOT OFFERS
ALL OFFERS END THE 24/12/25



SHARED OWNERSHIP **NEW HOMES SALE**

Offers on selected homes

Various offers available*

- * Carpets included**
- * £1,000 Amazon voucher**
- * £1,000 Legal fees**

5 %

DEPOSIT PAID (OF ADVERTISED SHARE)

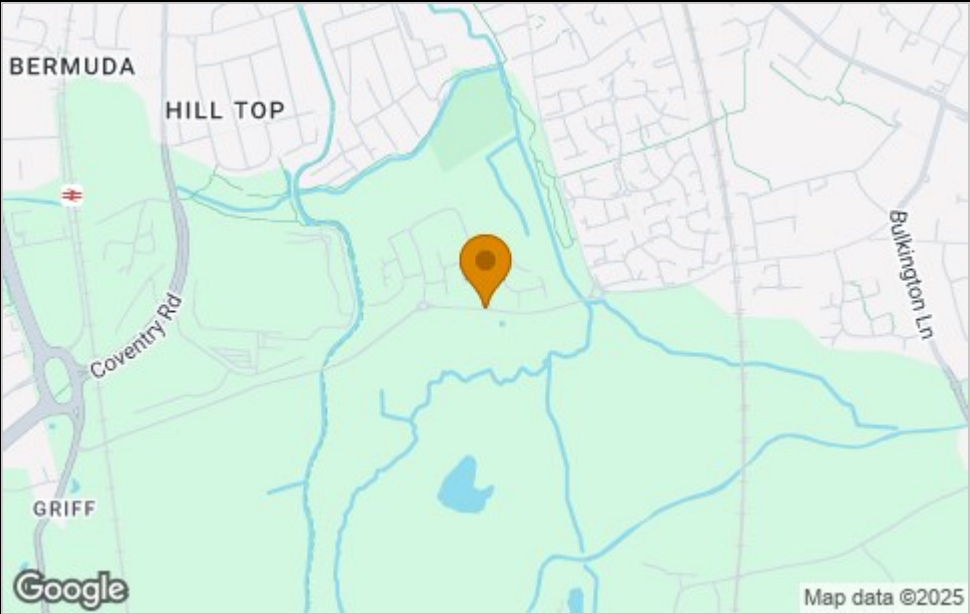
* Please note, not all advertised offers are available on each property, please refer to our website www.citizenhousing.org.uk



Floor Plan



Area Map



Viewing

Please contact our sales team at sales@citizenhousing.org.uk if you wish to arrange a viewing appointment for this property or require further information.

These particulars, whilst believed to be accurate are set out as a general outline only for guidance and do not constitute any part of an offer or contract. Intending purchasers should not rely on them as statements of representation of fact, but must satisfy themselves by inspection or otherwise as to their accuracy. No person in this firms employment has the authority to make or give any representation or warranty in respect of the property.

4040 Lakeside, Solihull, West Midlands, B37 7YN
Email: sales@citizenhousing.org.uk or visit www.citizenhousing.org.uk

Energy Efficiency Graph





Plot 571 Yew Tree Park "Rosemary" - 40% Share

66 Kestrel Grove, Nuneaton, CV11 4FH

40% Shared ownership £98,400



Plot 571 Yew Tree Park "Rosemary" - 40% Share



Description

Plot 571 Yew Tree Park "Rosemary" - 40% share £98,400
Total Rent £394.10 pcm

READY TO OCCUPY

If you would like to apply for this property, please complete our online application form via our Signature Website

* Images are for illustration purposes only

- End Terrace
- Good transport links
- Double glazing
- 2 off road parking spaces
- Vinyl flooring to wet areas
- New Build
- Turf to rear garden
- Downstairs cloakroom
- Kitchen with oven hob & extractor
- Near Nuneaton





DON'T MISS OUT, ON THESE HOT OFFERS
ALL OFFERS END THE 24/12/25



SHARED OWNERSHIP NEW HOMES SALE

Offers on selected homes

Various offers available*

- * Carpets included**
- * £1,000 Amazon voucher**
- * £1,000 Legal fees**

5 %

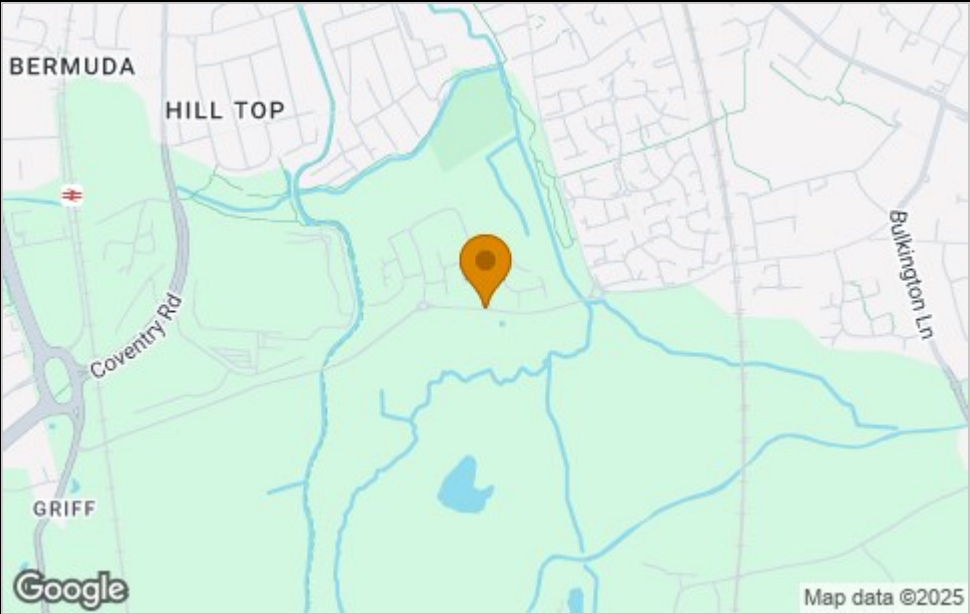
DEPOSIT PAID (OF ADVERTISED SHARE)

* Please note, not all advertised offers are available on each property, please refer to our website www.citizenhousing.org.uk

Floor Plan



Area Map



Viewing

Please contact our sales team at sales@citizenhousing.org.uk if you wish to arrange a viewing appointment for this property or require further information.

These particulars, whilst believed to be accurate are set out as a general outline only for guidance and do not constitute any part of an offer or contract. Intending purchasers should not rely on them as statements of representation of fact, but must satisfy themselves by inspection or otherwise as to their accuracy. No person in this firms employment has the authority to make or give any representation or warranty in respect of the property.

4040 Lakeside, Solihull, West Midlands, B37 7YN
Email: sales@citizenhousing.org.uk or visit www.citizenhousing.org.uk

Energy Efficiency Graph

