



## Plot 85 Yew Tree Park "Sorrel" Ashberry 35% Share

85 Fieldfare Crescent, Nuneaton, CV11 4DE

**35% Shared ownership £101,500**



3



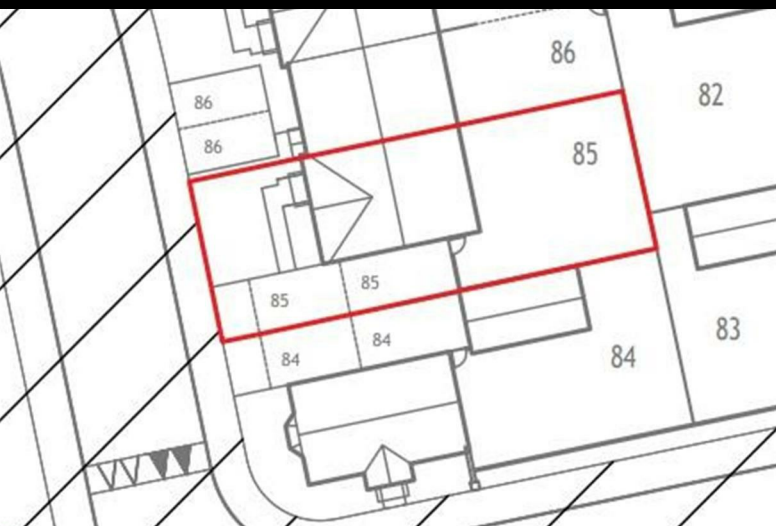
1



1



# Plot 85 Yew Tree Park "Sorrel" Ashberry 35% Share



## Description

Plot 85 Yew Tree Park "Sorrel" - 35% share £101,500  
Total Rent £463.94 pcm

Ready to Occupy January/February 2026 - AVAILABLE TO RESERVE NOW

If you would like to apply for this property, please complete our online application form via our Signature Website

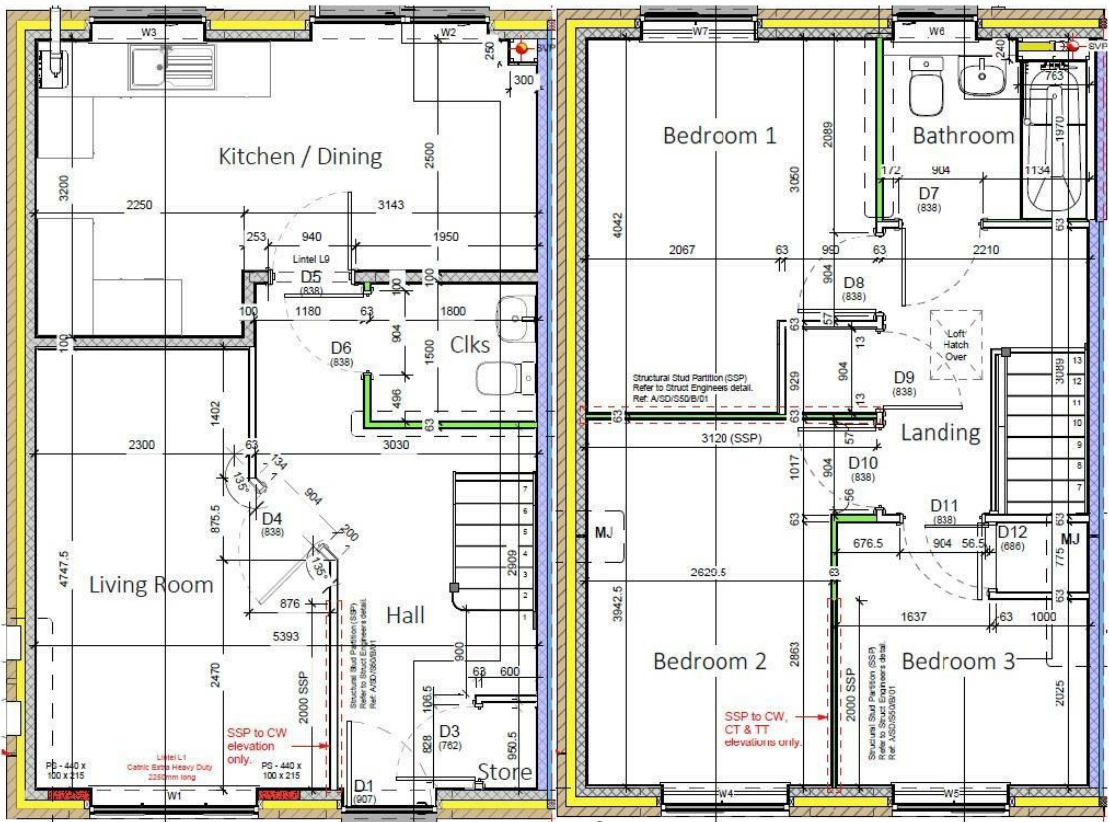
\* Images are for illustration purposes only

- End Terrace
- Good transport links
- Double glazing
- 2 off road parking spaces
- Vinyl flooring to wet areas
- New Build
- Turf to rear garden
- Downstairs cloakroom
- Kitchen with oven hob & extractor
- Near Nuneaton

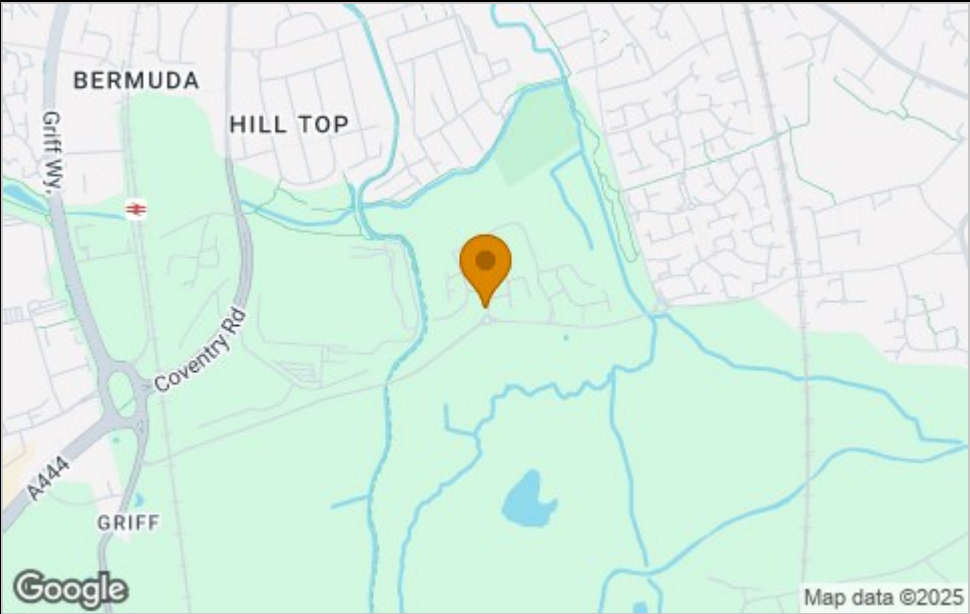




Floor Plan



Area Map



Viewing

Please contact our sales team at [sales@citizenhousing.org.uk](mailto:sales@citizenhousing.org.uk) if you wish to arrange a viewing appointment for this property or require further information.

These particulars, whilst believed to be accurate are set out as a general outline only for guidance and do not constitute any part of an offer or contract. Intending purchasers should not rely on them as statements of representation of fact, but must satisfy themselves by inspection or otherwise as to their accuracy. No person in this firm's employment has the authority to make or give any representation or warranty in respect of the property.

4040 Lakeside, Solihull, West Midlands, B37 7YN  
Email: [sales@citizenhousing.org.uk](mailto:sales@citizenhousing.org.uk) or visit [www.citizenhousing.org.uk](http://www.citizenhousing.org.uk)

Energy Efficiency Graph





## Plot 86 Yew Tree Park "Rosemary" Ashberry 40%

83 Fieldfare Crescent, Nuneaton, CV11 4DE

**40% Shared ownership £99,000**





# Plot 86 Yew Tree Park "Rosemary" Ashberry 40%



## Description

Plot 86 Yew Tree Park "Rosemary" - 40% share £99,000  
Total Rent £340.31 pcm

Ready to Occupy January/February 2026 - AVAILABLE TO RESERVE NOW

If you would like to apply for this property, please complete our online application form via our Signature Website

\* Images are for illustration purposes only

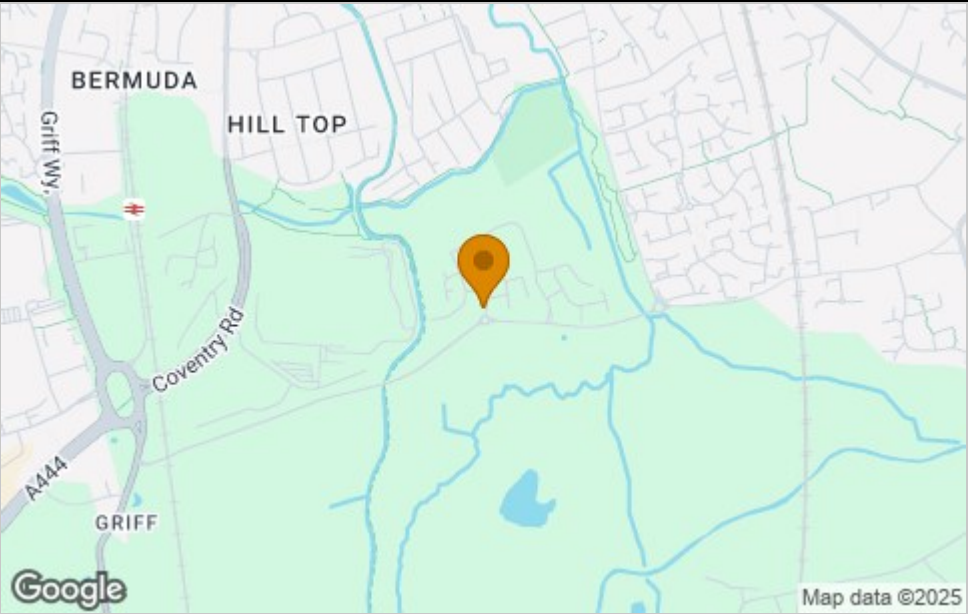
- Mid Terrace
- Good transport links
- Double glazing
- 2 off road parking spaces
- Vinyl flooring to wet areas
- New Build
- Turf to rear garden
- Downstairs cloakroom
- Kitchen with oven hob & extractor
- Near Nuneaton



Floor Plan



Area Map



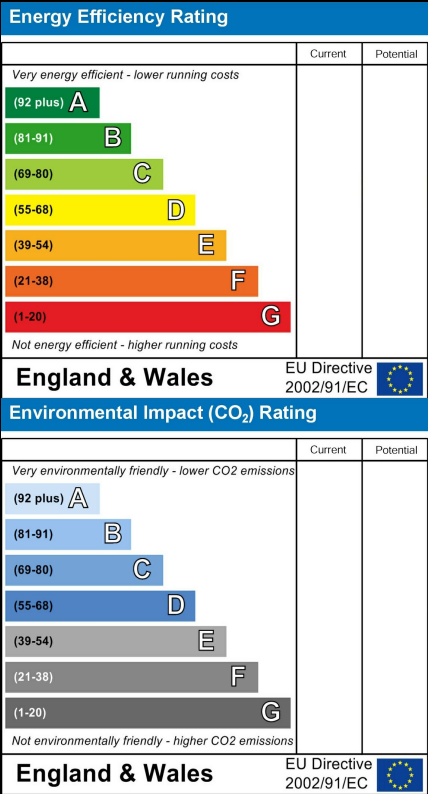
Viewing

Please contact our sales team at [sales@citizenhousing.org.uk](mailto:sales@citizenhousing.org.uk) if you wish to arrange a viewing appointment for this property or require further information.

These particulars, whilst believed to be accurate are set out as a general outline only for guidance and do not constitute any part of an offer or contract. Intending purchasers should not rely on them as statements of representation of fact, but must satisfy themselves by inspection or otherwise as to their accuracy. No person in this firms employment has the authority to make or give any representation or warranty in respect of the property.

4040 Lakeside, Solihull, West Midlands, B37 7YN  
Email: [sales@citizenhousing.org.uk](mailto:sales@citizenhousing.org.uk) or visit [www.citizenhousing.org.uk](http://www.citizenhousing.org.uk)

Energy Efficiency Graph







## Plot 87 Yew Tree Park "Sorrel" Ashberry 40% Share

81 Fieldfare Crescent, Nuneaton, CV11 4DE

**35% Shared ownership £101,500**



3



1



1



# Plot 87 Yew Tree Park "Sorrel" Ashberry 40% Share



## Description

Plot 87 Yew Tree Park "Sorrel" - 35% share £101,500  
Total Rent £463.94 pcm

Ready to Occupy January/February 2026 - AVAILABLE TO RESERVE NOW

If you would like to apply for this property, please complete our online application form via our Signature Website

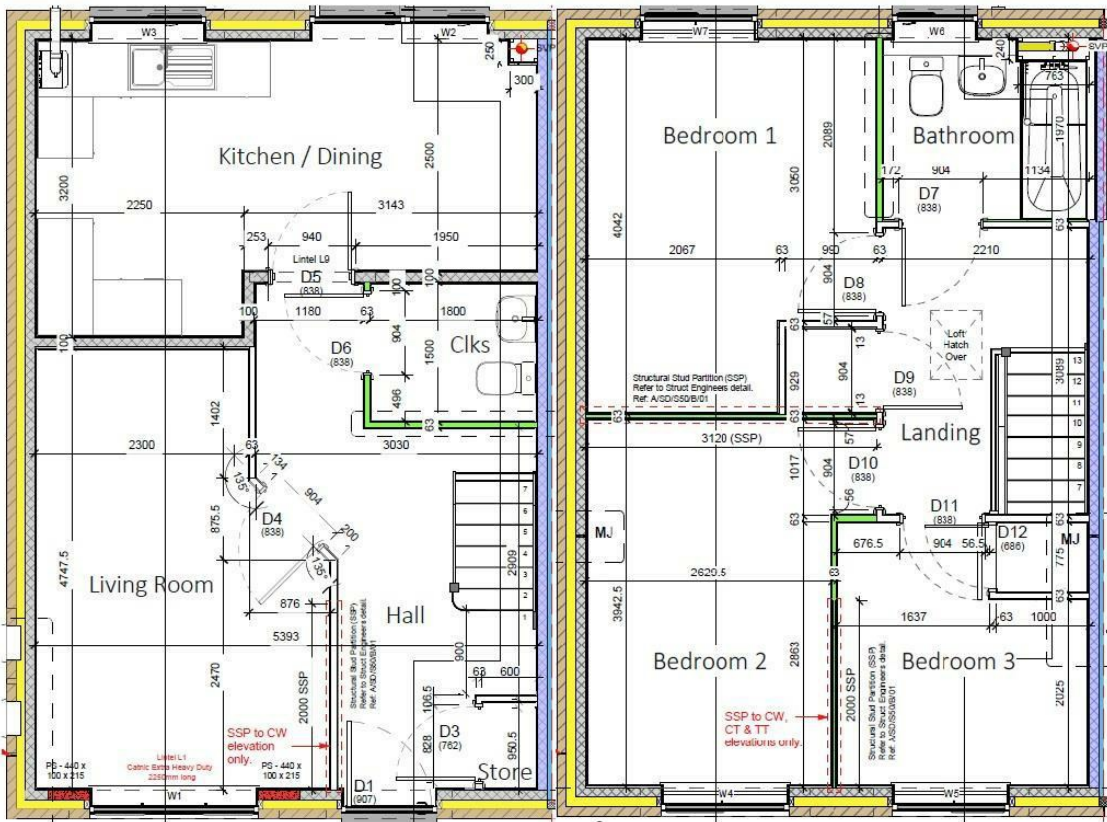
\* Images are for illustration purposes only

- End Terrace
- Good transport links
- Double glazing
- 2 off road parking spaces
- Vinyl flooring to wet areas
- New Build
- Turf to rear garden
- Downstairs cloakroom
- Kitchen with oven hob & extractor
- Near Nuneaton

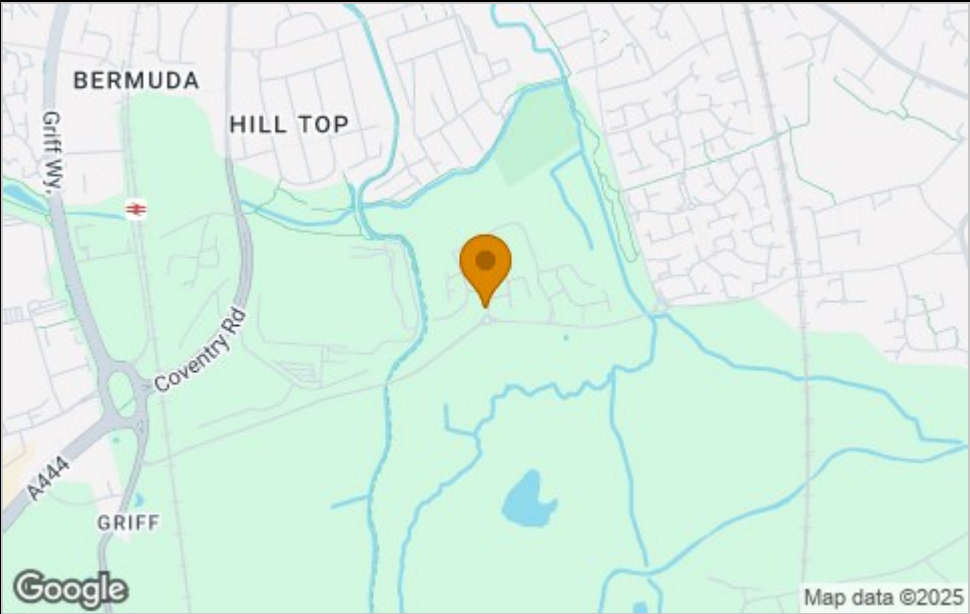




Floor Plan



Area Map



Viewing

Please contact our sales team at [sales@citizenhousing.org.uk](mailto:sales@citizenhousing.org.uk) if you wish to arrange a viewing appointment for this property or require further information.

These particulars, whilst believed to be accurate are set out as a general outline only for guidance and do not constitute any part of an offer or contract. Intending purchasers should not rely on them as statements of representation of fact, but must satisfy themselves by inspection or otherwise as to their accuracy. No person in this firms employment has the authority to make or give any representation or warranty in respect of the property.

4040 Lakeside, Solihull, West Midlands, B37 7YN  
Email: [sales@citizenhousing.org.uk](mailto:sales@citizenhousing.org.uk) or visit [www.citizenhousing.org.uk](http://www.citizenhousing.org.uk)

Energy Efficiency Graph





## Plot 88 Yew Tree Park "Sorrel" Ashberry 35% Share

79 Fieldfare Crescent, Nuneaton, CV11 4DE

**35% Shared ownership £101,500**



3



1

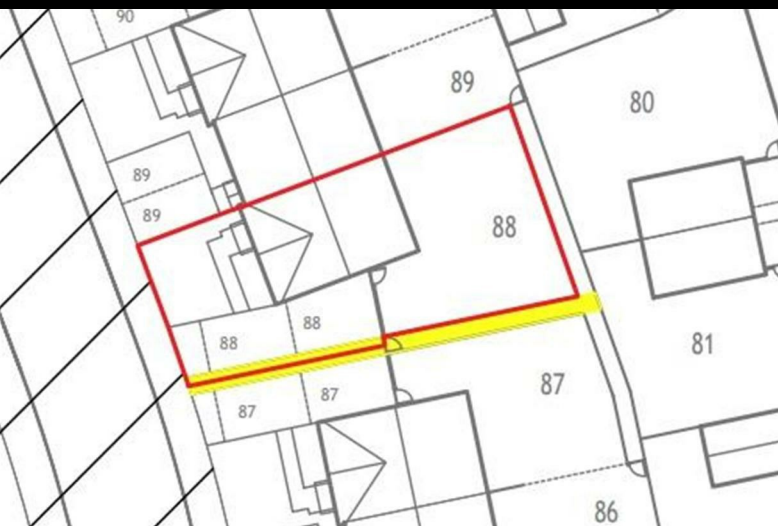


1





# Plot 88 Yew Tree Park "Sorrel" Ashberry 35% Share



## Description

Plot 88 Yew Tree Park "Sorrel" - 35% share £101,500  
Total Rent £463.94 pcm

Ready to Occupy January/February 2026 - AVAILABLE TO RESERVE NOW

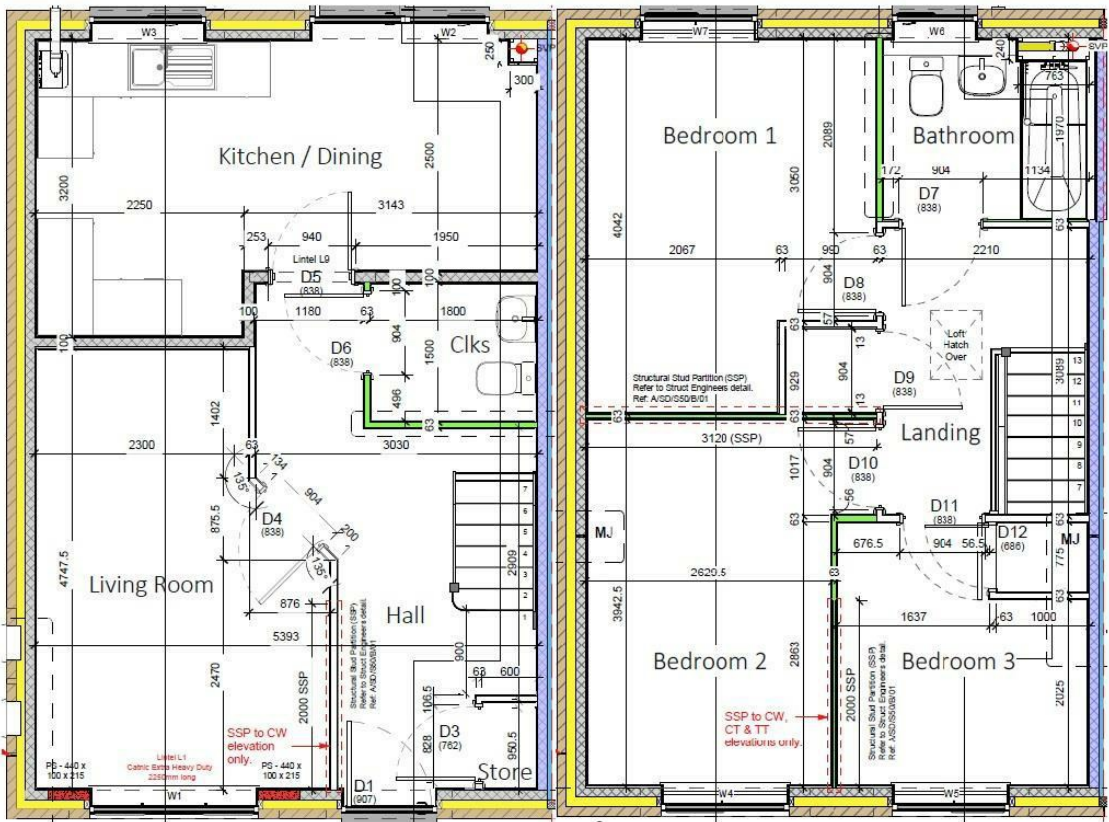
If you would like to apply for this property, please complete our online application form via our Signature Website

\* Images are for illustration purposes only

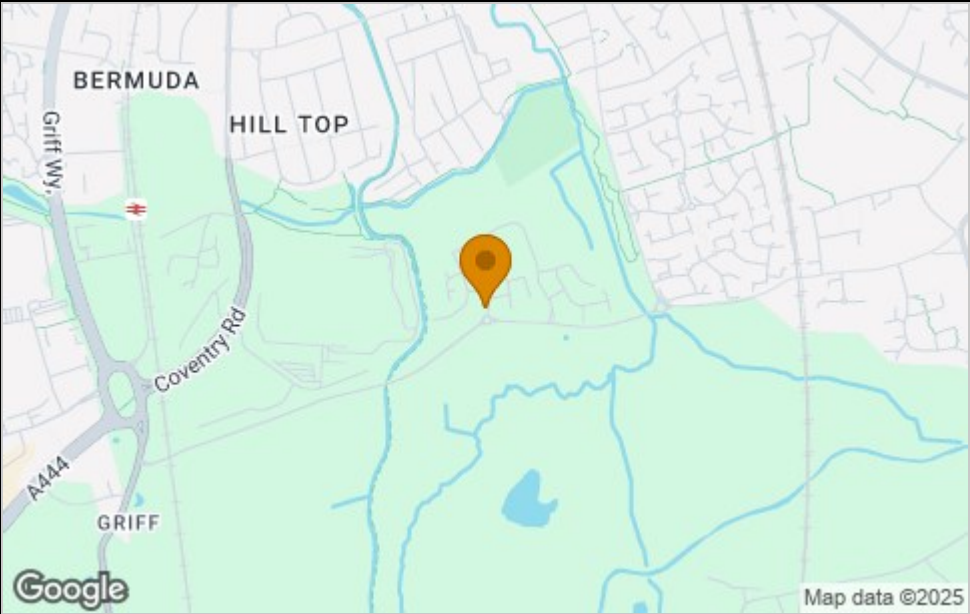
- End Terrace
- Good transport links
- Double glazing
- 2 off road parking spaces
- Vinyl flooring to wet areas
- New Build
- Turf to rear garden
- Downstairs cloakroom
- Kitchen with oven hob & extractor
- Near Nuneaton



Floor Plan



Area Map



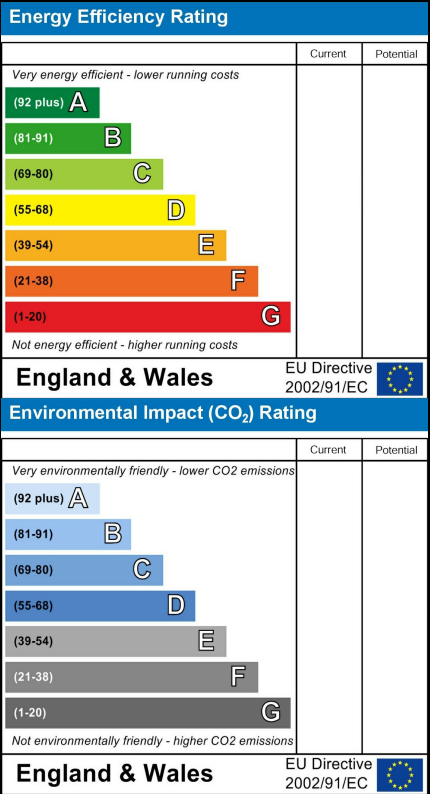
Viewing

Please contact our sales team at [sales@citizenhousing.org.uk](mailto:sales@citizenhousing.org.uk) if you wish to arrange a viewing appointment for this property or require further information.

These particulars, whilst believed to be accurate are set out as a general outline only for guidance and do not constitute any part of an offer or contract. Intending purchasers should not rely on them as statements of representation of fact, but must satisfy themselves by inspection or otherwise as to their accuracy. No person in this firms employment has the authority to make or give any representation or warranty in respect of the property.

4040 Lakeside, Solihull, West Midlands, B37 7YN  
Email: [sales@citizenhousing.org.uk](mailto:sales@citizenhousing.org.uk) or visit [www.citizenhousing.org.uk](http://www.citizenhousing.org.uk)

Energy Efficiency Graph







## Plot 89 Yew Tree Park "Rosemary" Ashberry 40%

77 Fieldfare Crescent, Nuneaton, CV11 4DE

**40% Shared ownership £99,000**



# Plot 89 Yew Tree Park "Rosemary" Ashberry 40%



## Description

Plot 89 Yew Tree Park "Rosemary" - 40% share £99,000  
Total Rent £340.31 pcm

Ready to Occupy January/February 2026 - AVAILABLE TO RESERVE NOW

If you would like to apply for this property, please complete our online application form via our Signature Website

\* Images are for illustration purposes only

- Mid Terrace
- Good transport links
- Double glazing
- 2 off road parking spaces
- Vinyl flooring to wet areas
- New Build
- Turf to rear garden
- Downstairs cloakroom
- Kitchen with oven hob & extractor
- Near Nuneaton

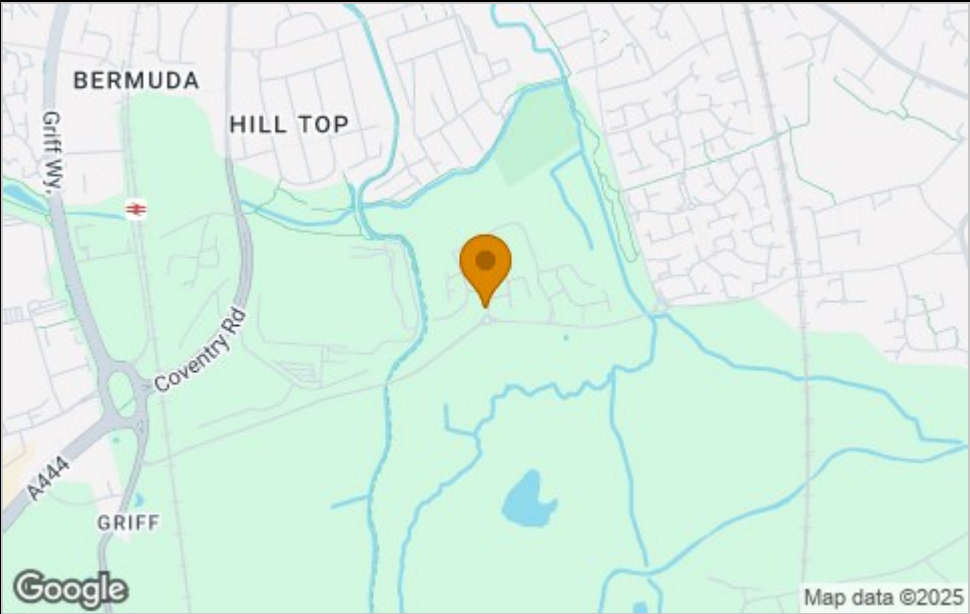




Floor Plan



Area Map



Viewing

Please contact our sales team at [sales@citizenhousing.org.uk](mailto:sales@citizenhousing.org.uk) if you wish to arrange a viewing appointment for this property or require further information.

These particulars, whilst believed to be accurate are set out as a general outline only for guidance and do not constitute any part of an offer or contract. Intending purchasers should not rely on them as statements of representation of fact, but must satisfy themselves by inspection or otherwise as to their accuracy. No person in this firms employment has the authority to make or give any representation or warranty in respect of the property.

4040 Lakeside, Solihull, West Midlands, B37 7YN  
Email: [sales@citizenhousing.org.uk](mailto:sales@citizenhousing.org.uk) or visit [www.citizenhousing.org.uk](http://www.citizenhousing.org.uk)

Energy Efficiency Graph





## Plot 90 Yew Tree Park "Sorrel" Ashberry Homes

75 Fieldfare Crescent, Nuneaton, CV11 4DE

**35% Shared ownership £101,500**



3



1



1





# Plot 90 Yew Tree Park "Sorrel" Ashberry Homes



## Description

Plot 90 Yew Tree Park "Sorrel" - 35% share £101,500  
Total Rent £463.94 pcm

Ready to Occupy January/February 2026 - AVAILABLE TO RESERVE NOW

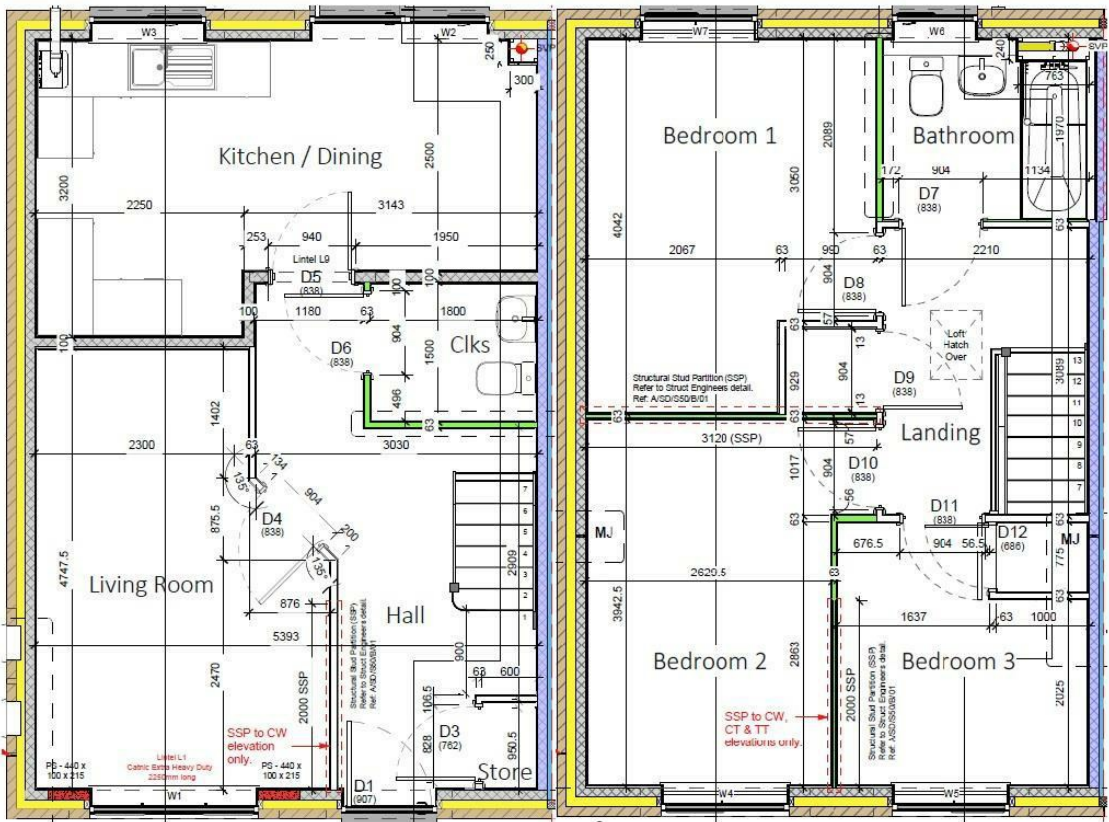
If you would like to apply for this property, please complete our online application form via our Signature Website

\* Images are for illustration purposes only

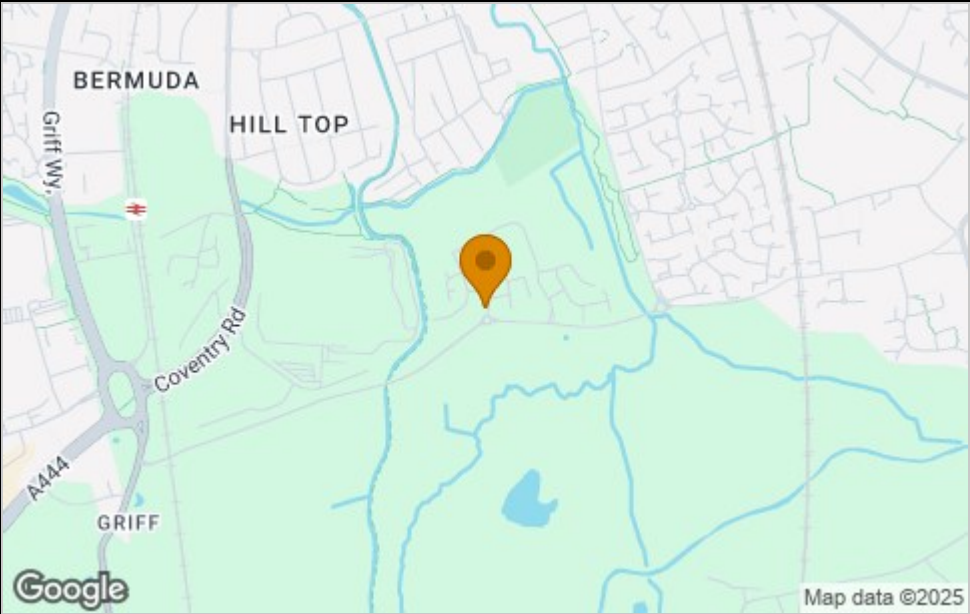
- End Terrace
- Good transport links
- Double glazing
- 2 off road parking spaces
- Vinyl flooring to wet areas
- New Build
- Turf to rear garden
- Downstairs cloakroom
- Kitchen with oven hob & extractor
- Near Nuneaton



Floor Plan



Area Map



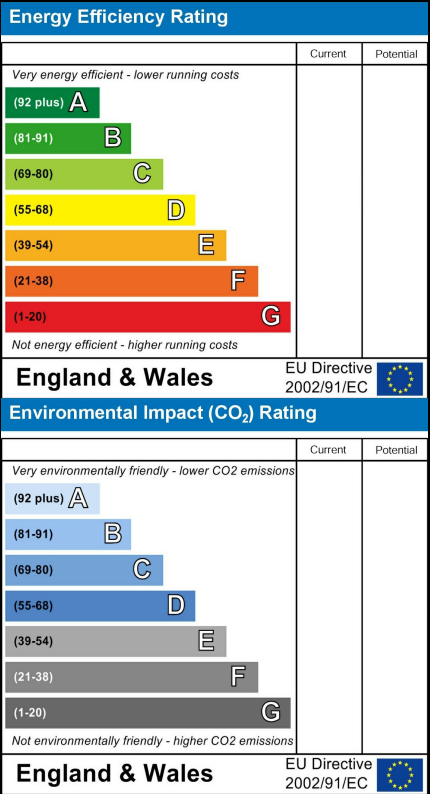
Viewing

Please contact our sales team at [sales@citizenhousing.org.uk](mailto:sales@citizenhousing.org.uk) if you wish to arrange a viewing appointment for this property or require further information.

These particulars, whilst believed to be accurate are set out as a general outline only for guidance and do not constitute any part of an offer or contract. Intending purchasers should not rely on them as statements of representation of fact, but must satisfy themselves by inspection or otherwise as to their accuracy. No person in this firms employment has the authority to make or give any representation or warranty in respect of the property.

4040 Lakeside, Solihull, West Midlands, B37 7YN  
Email: [sales@citizenhousing.org.uk](mailto:sales@citizenhousing.org.uk) or visit [www.citizenhousing.org.uk](http://www.citizenhousing.org.uk)

Energy Efficiency Graph







## Plot 362 Yew Tree Park "Manciple" Bellway

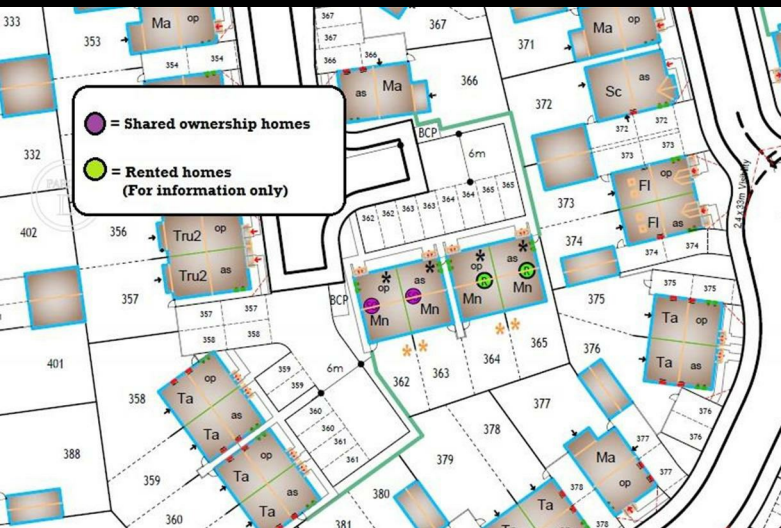
15 Dunnock Close, Nuneaton, CV11 4FQ

**40% Shared ownership £102,000**





# Plot 362 Yew Tree Park "Manciple" Bellway



## Description

Plot 362 Yew Tree Park - 40% share £102,000 Total Rent £380.83 pcm

Ready to Occupy January/February 2026 - AVAILABLE TO RESERVE NOW

If you would like to apply for this property, please complete our online application form via our Signature Website

\* Images are for illustration purposes only

- Semi Detached
- Good transport links
- Double glazing
- 2 off road parking spaces
- Vinyl flooring to wet areas
- New build
- Turf to rear garden
- Downstairs cloakroom
- Kitchen with oven hob & extractor
- near Nuneaton

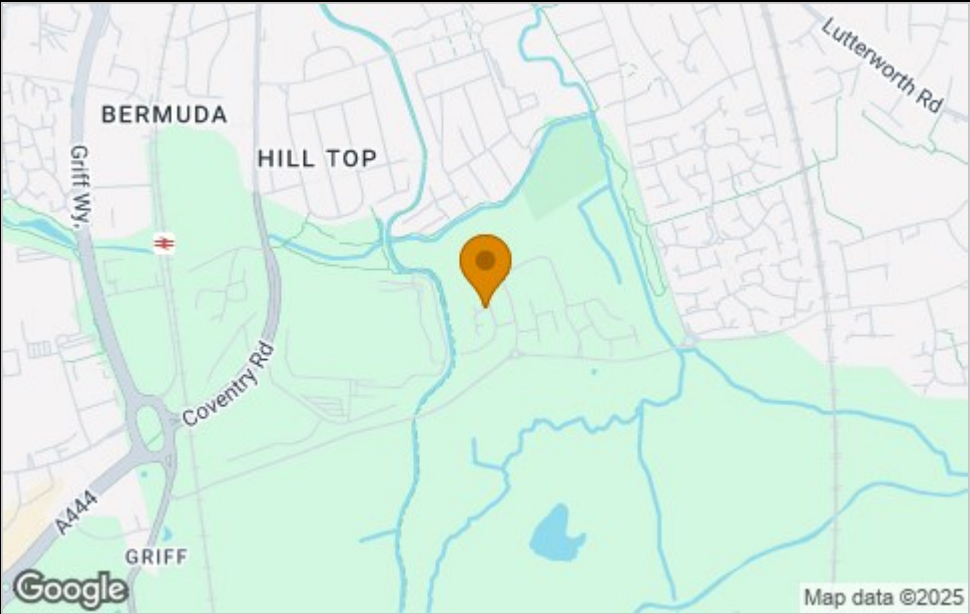




Floor Plan



Area Map





Viewing

Please contact our sales team at [sales@citizenhousing.org.uk](mailto:sales@citizenhousing.org.uk) if you wish to arrange a viewing appointment for this property or require further information.

These particulars, whilst believed to be accurate are set out as a general outline only for guidance and do not constitute any part of an offer or contract. Intending purchasers should not rely on them as statements of representation of fact, but must satisfy themselves by inspection or otherwise as to their accuracy. No person in this firms employment has the authority to make or give any representation or warranty in respect of the property.

4040 Lakeside, Solihull, West Midlands, B37 7YN  
Email: [sales@citizenhousing.org.uk](mailto:sales@citizenhousing.org.uk) or visit [www.citizenhousing.org.uk](http://www.citizenhousing.org.uk)

Energy Efficiency Graph

Energy Efficiency Rating			
		Current	Potential
Very energy efficient - lower running costs			
(92 plus) A			
(81-91) B			
(69-80) C			
(55-68) D			
(39-54) E			
(21-38) F			
(1-20) G			
Not energy efficient - higher running costs			
England & Wales		EU Directive 2002/91/EC	
			
Environmental Impact (CO <sub>2</sub> ) Rating			
		Current	Potential
Very environmentally friendly - lower CO <sub>2</sub> emissions			
(92 plus) A			
(81-91) B			
(69-80) C			
(55-68) D			
(39-54) E			
(21-38) F			
(1-20) G			
Not environmentally friendly - higher CO <sub>2</sub> emissions			
England & Wales		EU Directive 2002/91/EC	
			



## Plot 363 Yew Tree Park "Manciple" Bellway

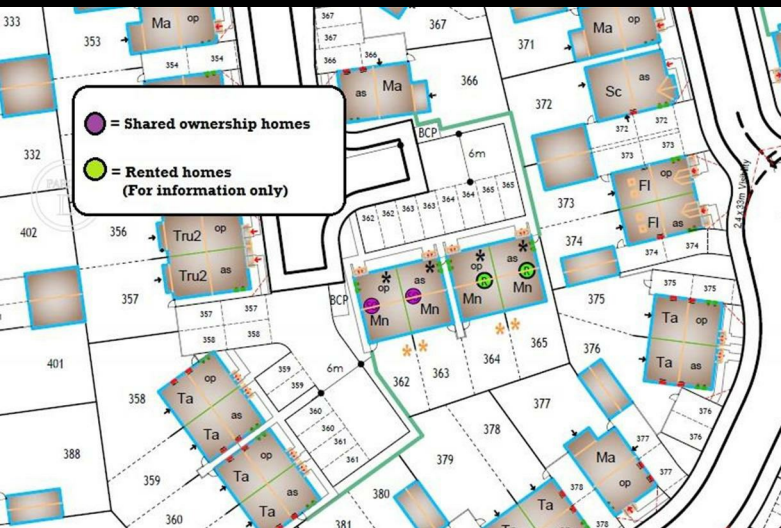
13 Dunnock Close, Nuneaton, CV11 4FQ

**40% Shared ownership £102,000**





# Plot 363 Yew Tree Park "Manciple" Bellway



## Description

Plot 363 Yew Tree Park - 40% share £102,000 Total Rent £380.83 pcm

Ready to Occupy January/February 2026 - AVAILABLE TO RESERVE NOW

If you would like to apply for this property, please complete our online application form via our Signature Website

\* Images are for illustration purposes only

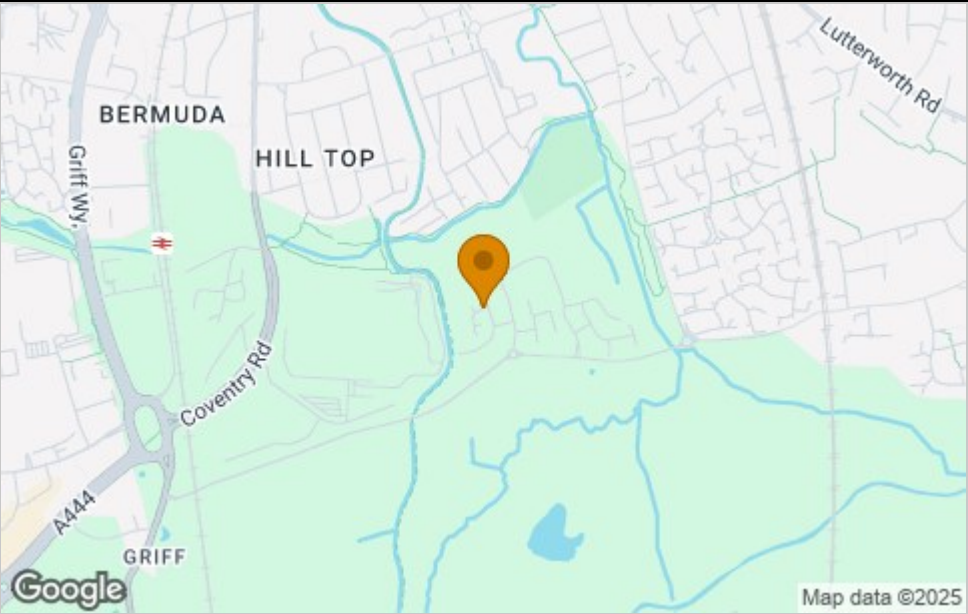
- Semi Detached
- Good transport links
- Double glazing
- 2 off road parking spaces
- Vinyl flooring to wet areas
- New build
- Turf to rear garden
- Downstairs cloakroom
- Kitchen with oven hob & extractor
- near Nuneaton



Floor Plan



Area Map



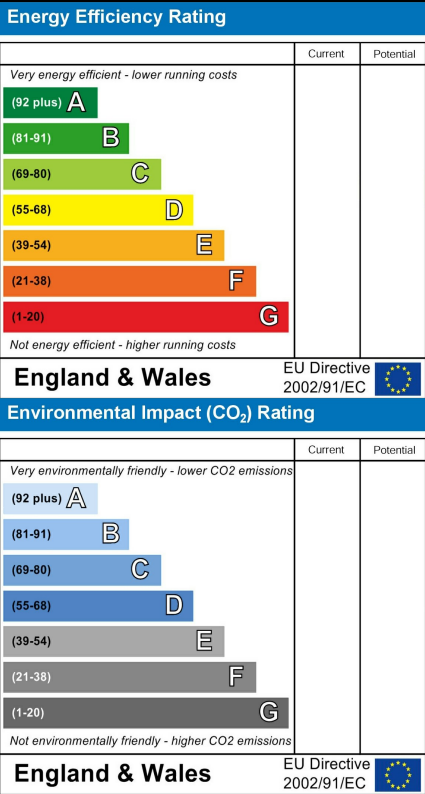
Viewing

Please contact our sales team at [sales@citizenhousing.org.uk](mailto:sales@citizenhousing.org.uk) if you wish to arrange a viewing appointment for this property or require further information.

These particulars, whilst believed to be accurate are set out as a general outline only for guidance and do not constitute any part of an offer or contract. Intending purchasers should not rely on them as statements of representation of fact, but must satisfy themselves by inspection or otherwise as to their accuracy. No person in this firms employment has the authority to make or give any representation or warranty in respect of the property.

4040 Lakeside, Solihull, West Midlands, B37 7YN  
Email: [sales@citizenhousing.org.uk](mailto:sales@citizenhousing.org.uk) or visit [www.citizenhousing.org.uk](http://www.citizenhousing.org.uk)

Energy Efficiency Graph







Plot 415 Yew Tree Park "Manciple-Bellway" - 40% sh

24 Bunting Place, Nuneaton, CV11 4EQ

**40% Shared ownership £100,600**



2



1



1



# Plot 415 Yew Tree Park "Manciple-Bellway" - 40% sh



## Description

Plot 415 Yew Tree Park - 40% share £100,600 Total Rent £396.91 pcm

READY TO OCCUPY

If you would like to apply for this property, please complete our online application form via our Signature Website

\* Images are for illustration purposes only

- Semi Detached
- Good transport links
- Double glazing
- 2 off road parking spaces
- Vinyl flooring to wet areas
- New build
- Turf to rear garden
- Downstairs cloakroom
- Kitchen with oven hob & extractor
- near Nuneaton



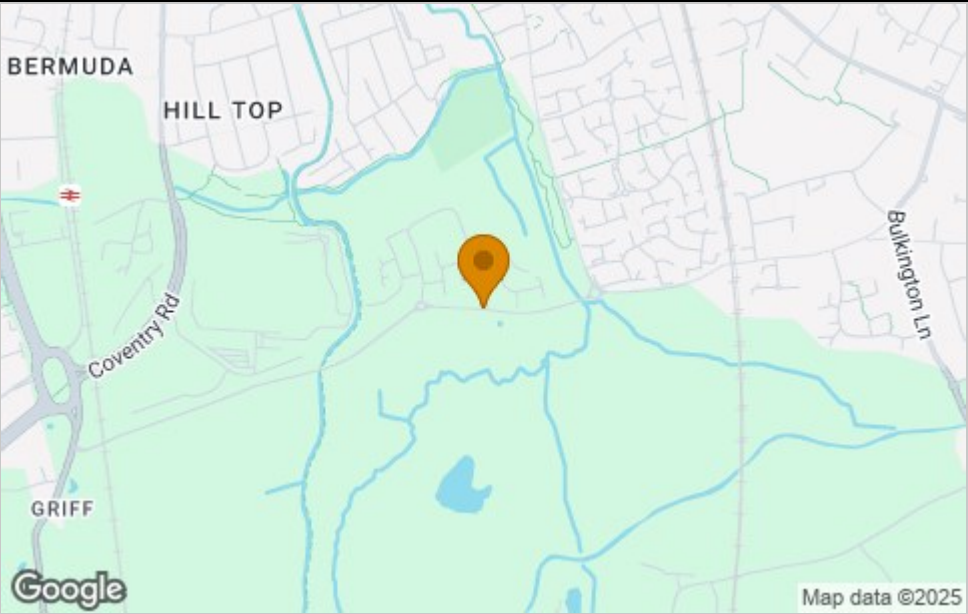




Floor Plan



Area Map



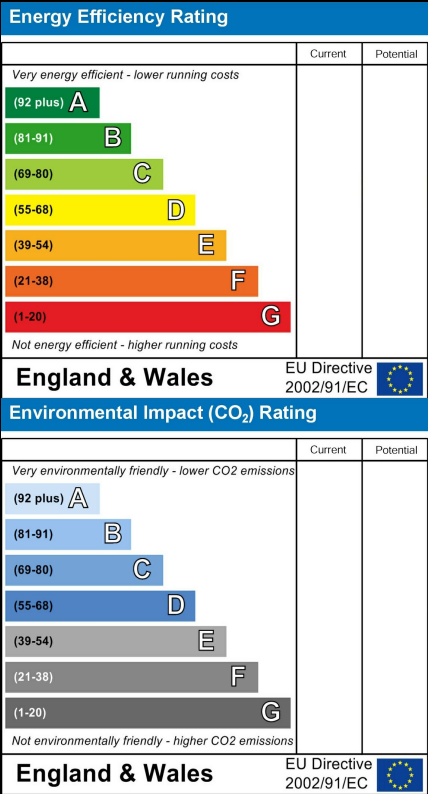
Viewing

Please contact our sales team at [sales@citizenhousing.org.uk](mailto:sales@citizenhousing.org.uk) if you wish to arrange a viewing appointment for this property or require further information.

These particulars, whilst believed to be accurate are set out as a general outline only for guidance and do not constitute any part of an offer or contract. Intending purchasers should not rely on them as statements of representation of fact, but must satisfy themselves by inspection or otherwise as to their accuracy. No person in this firms employment has the authority to make or give any representation or warranty in respect of the property.

4040 Lakeside, Solihull, West Midlands, B37 7YN  
Email: [sales@citizenhousing.org.uk](mailto:sales@citizenhousing.org.uk) or visit [www.citizenhousing.org.uk](http://www.citizenhousing.org.uk)

Energy Efficiency Graph





*Image for illustration only*



Plot 447 Yew Tree Park "Manciple-Bellway" - 40% sh

19 Firecrest Way, Nuneaton, CV11

**40% Shared ownership £97,600**



# Plot 447 Yew Tree Park "Manciple-Bellway" - 40% sh



## Description

Plot 447 Yew Tree Park - Purchase Price 40% share £97,600  
Total Rent £386.60 pcm

READY TO OCCUPY

If you would like to apply for this property, please complete our online application form via our Signature Website

\* Images are for illustration purposes only

- Mid Terrace
- Good transport links
- Double glazing
- 2 off road parking spaces
- Vinyl flooring to wet areas
- New build
- Turf to rear garden
- Downstairs cloakroom
- Kitchen with oven hob & extractor
- near Nuneaton

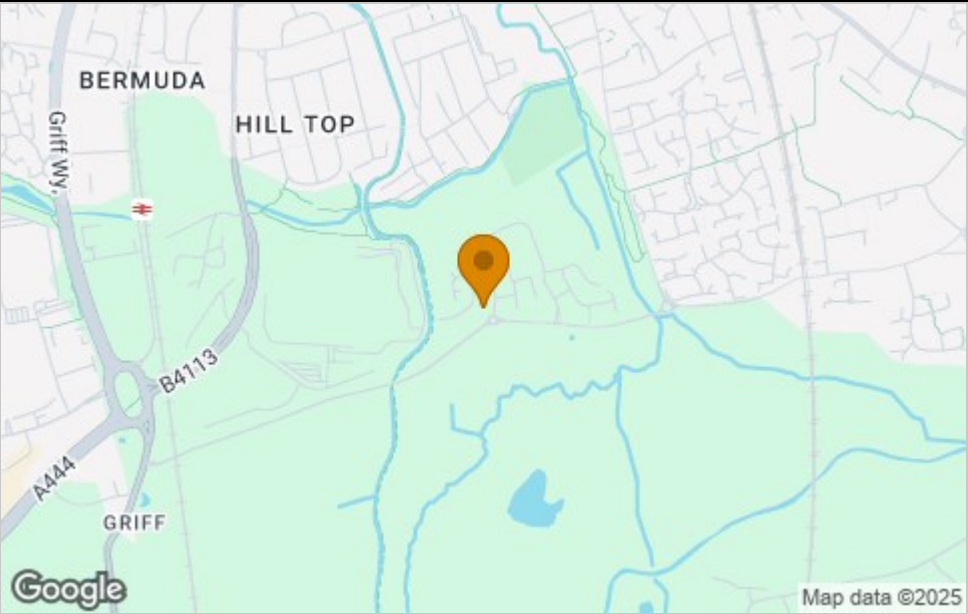




Floor Plan



Area Map



Viewing

Please contact our sales team at [sales@citizenhousing.org.uk](mailto:sales@citizenhousing.org.uk) if you wish to arrange a viewing appointment for this property or require further information.

These particulars, whilst believed to be accurate are set out as a general outline only for guidance and do not constitute any part of an offer or contract. Intending purchasers should not rely on them as statements of representation of fact, but must satisfy themselves by inspection or otherwise as to their accuracy. No person in this firms employment has the authority to make or give any representation or warranty in respect of the property.

4040 Lakeside, Solihull, West Midlands, B37 7YN  
Email: [sales@citizenhousing.org.uk](mailto:sales@citizenhousing.org.uk) or visit [www.citizenhousing.org.uk](http://www.citizenhousing.org.uk)

Energy Efficiency Graph





## Plot 509 Yew Tree Park "Rosemary-Ashberry" - 40% S

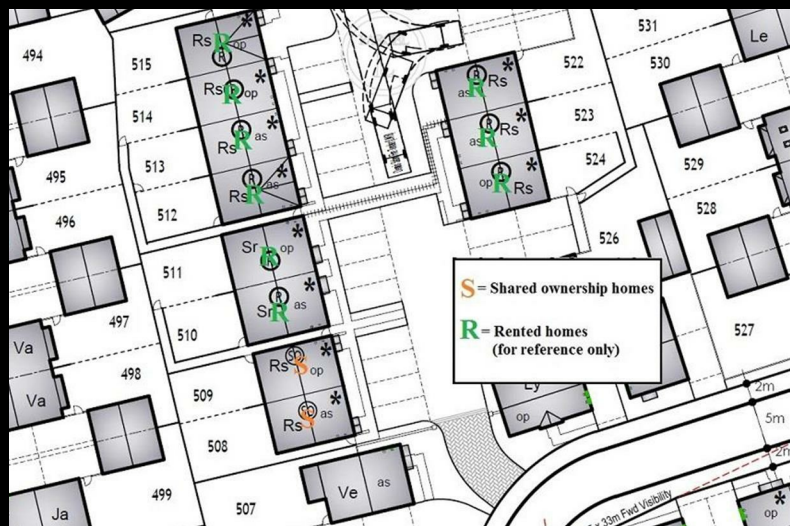
13 Kestrel Grove, Nuneaton, CV11 4FH

**40% Shared ownership £100,600**





# Plot 509 Yew Tree Park "Rosemary-Ashberry" - 40% S



## Description

Plot 509 Yew Tree Park - 40% share £100,600  
Total Rent £376.01 pcm

READY TO OCCUPY

If you would like to apply for this property, please complete our online application form via our Signature Website

\* Images are for illustration purposes only

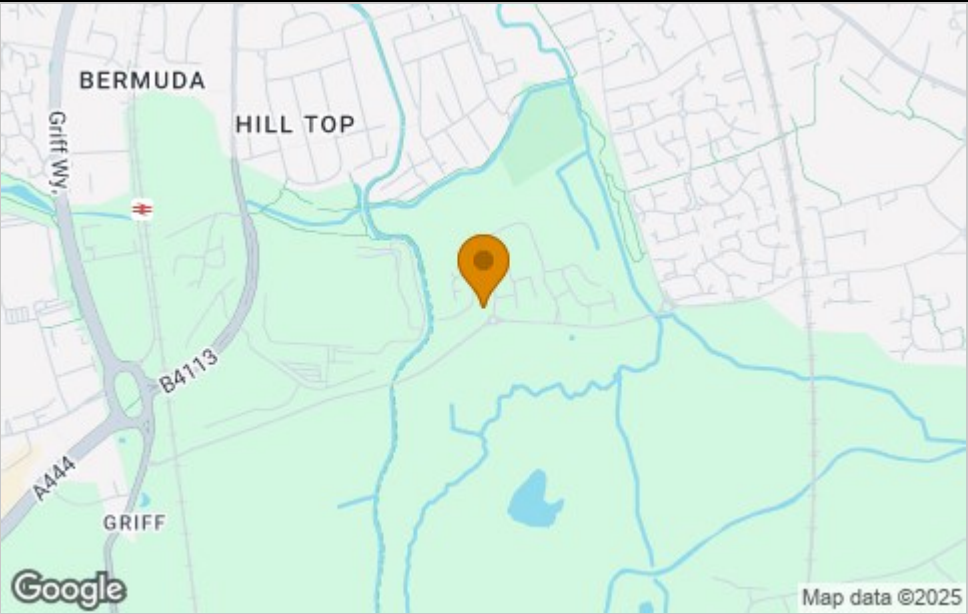
- Semi Detached
- Good transport links
- Double glazing
- 2 off road parking spaces
- Vinyl flooring to wet areas
- New Build
- Turf to rear garden
- Downstairs cloakroom
- Kitchen with oven hob & extractor
- Near Nuneaton



Floor Plan



Area Map



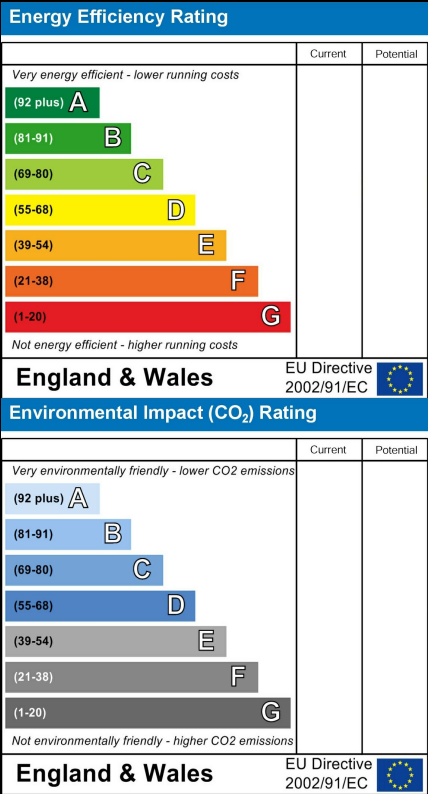
Viewing

Please contact our sales team at [sales@citizenhousing.org.uk](mailto:sales@citizenhousing.org.uk) if you wish to arrange a viewing appointment for this property or require further information.

These particulars, whilst believed to be accurate are set out as a general outline only for guidance and do not constitute any part of an offer or contract. Intending purchasers should not rely on them as statements of representation of fact, but must satisfy themselves by inspection or otherwise as to their accuracy. No person in this firms employment has the authority to make or give any representation or warranty in respect of the property.

4040 Lakeside, Solihull, West Midlands, B37 7YN  
Email: [sales@citizenhousing.org.uk](mailto:sales@citizenhousing.org.uk) or visit [www.citizenhousing.org.uk](http://www.citizenhousing.org.uk)

Energy Efficiency Graph







## Plot 568 Yew Tree Park "Rosemary" - 40% Share

60 Kestrel Grove, Nuneaton, CV11 4FH

**40% Shared ownership £98,400**



2



1



1





# Plot 568 Yew Tree Park "Rosemary" - 40% Share



## Description

Plot 568 Yew Tree Park "Rosemary" - 40% share £98,400  
Total Rent £394.10 pcm

READY TO OCCUPY

If you would like to apply for this property, please complete our online application form via our Signature Website

\* Images are for illustration purposes only

- End Terrace
- Good transport links
- Double glazing
- 2 off road parking spaces
- Vinyl flooring to wet areas
- New Build
- Turf to rear garden
- Downstairs cloakroom
- Kitchen with oven hob & extractor
- Near Nuneaton



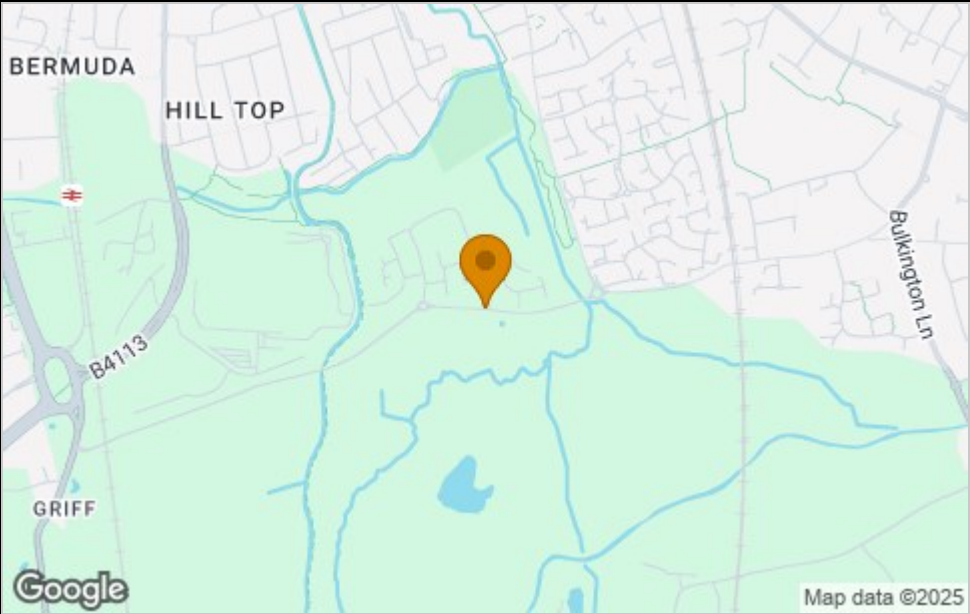




Floor Plan



Area Map



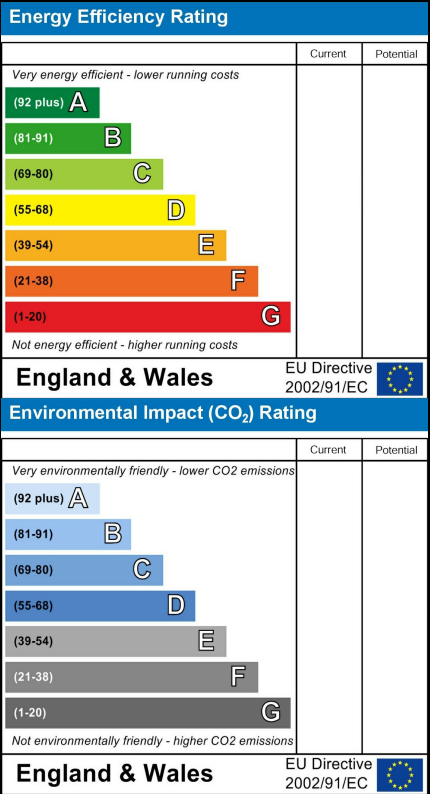
Viewing

Please contact our sales team at [sales@citizenhousing.org.uk](mailto:sales@citizenhousing.org.uk) if you wish to arrange a viewing appointment for this property or require further information.

These particulars, whilst believed to be accurate are set out as a general outline only for guidance and do not constitute any part of an offer or contract. Intending purchasers should not rely on them as statements of representation of fact, but must satisfy themselves by inspection or otherwise as to their accuracy. No person in this firms employment has the authority to make or give any representation or warranty in respect of the property.

4040 Lakeside, Solihull, West Midlands, B37 7YN  
Email: [sales@citizenhousing.org.uk](mailto:sales@citizenhousing.org.uk) or visit [www.citizenhousing.org.uk](http://www.citizenhousing.org.uk)

Energy Efficiency Graph







## Plot 569 Yew Tree Park "Rosemary" - 40% Share

62 Kestrel Grove, Nuneaton, CV11 4FH

**40% Shared ownership £97,600**



# Plot 569 Yew Tree Park "Rosemary" - 40% Share



## Description

Plot 569 Yew Tree Park "Rosemary" - 40% share £97,600 Total  
Rent £391.35 pcm

READY TO OCCUPY

If you would like to apply for this property, please complete our online application form via our Signature Website

\* Images are for illustration purposes only

- Mid Terrace
- Good transport links
- Double glazing
- 2 off road parking spaces
- Vinyl flooring to wet areas
- New Build
- Turf to rear garden
- Downstairs cloakroom
- Kitchen with oven hob & extractor
- Near Nuneaton



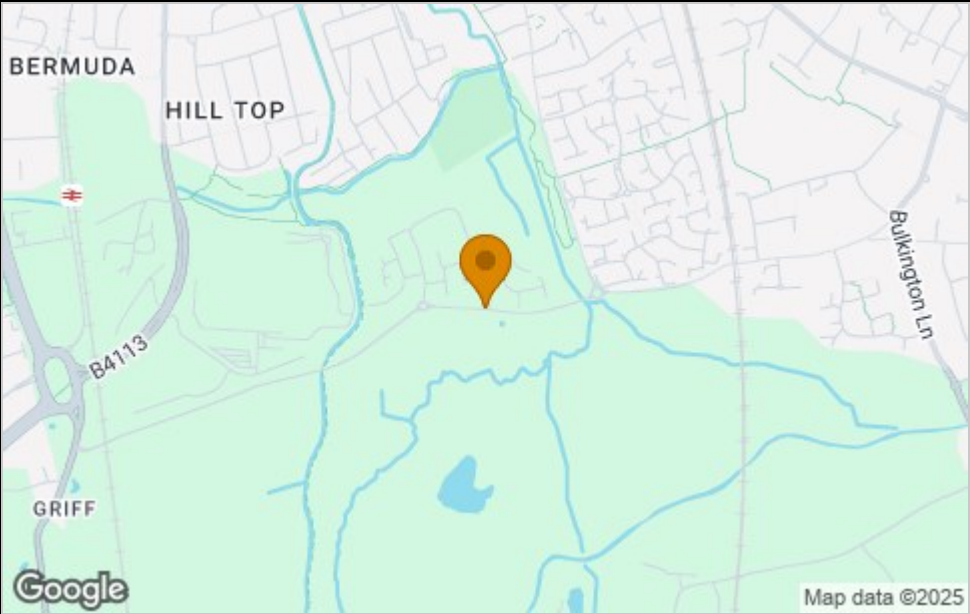




Floor Plan



Area Map



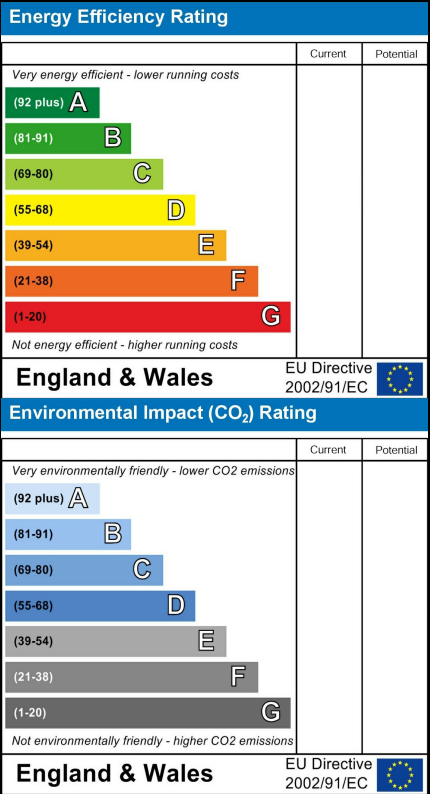
Viewing

Please contact our sales team at [sales@citizenhousing.org.uk](mailto:sales@citizenhousing.org.uk) if you wish to arrange a viewing appointment for this property or require further information.

These particulars, whilst believed to be accurate are set out as a general outline only for guidance and do not constitute any part of an offer or contract. Intending purchasers should not rely on them as statements of representation of fact, but must satisfy themselves by inspection or otherwise as to their accuracy. No person in this firms employment has the authority to make or give any representation or warranty in respect of the property.

4040 Lakeside, Solihull, West Midlands, B37 7YN  
Email: [sales@citizenhousing.org.uk](mailto:sales@citizenhousing.org.uk) or visit [www.citizenhousing.org.uk](http://www.citizenhousing.org.uk)

Energy Efficiency Graph







## Plot 570 Yew Tree Park "Rosemary" - 40% Share

64 Kestrel Grove, Nuneaton, CV11 4FH

**40% Shared ownership £97,600**



2



1



1



# Plot 570 Yew Tree Park "Rosemary" - 40% Share



## Description

Plot 570 Yew Tree Park "Rosemary" - 40% share £97,600 Total  
Rent £391.35 pcm

READY TO OCCUPY

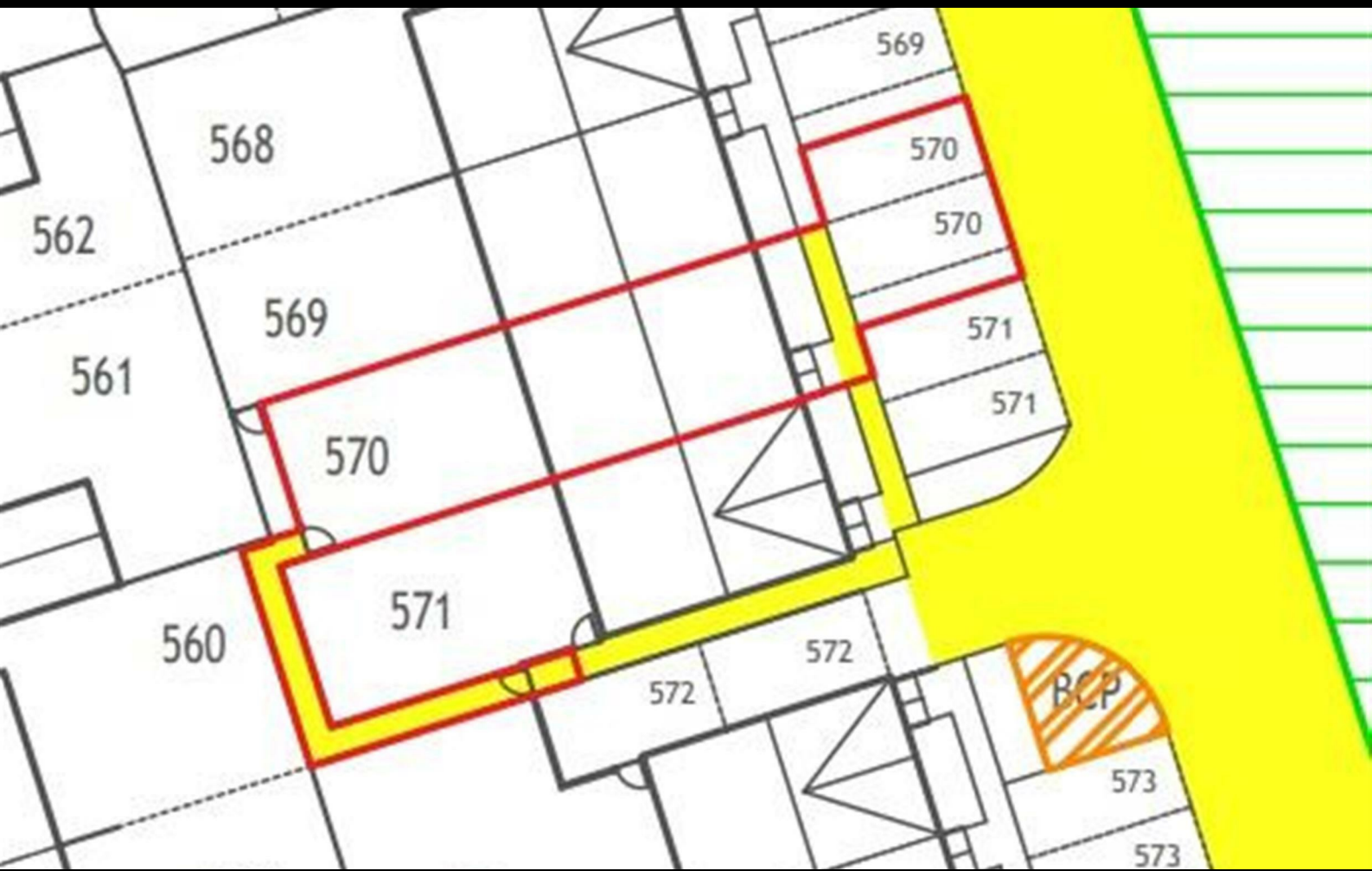
If you would like to apply for this property, please complete our online application form via our Signature Website

\* Images are for illustration purposes only

- Mid Terrace
- Good transport links
- Double glazing
- 2 off road parking spaces
- Vinyl flooring to wet areas
- New Build
- Turf to rear garden
- Downstairs cloakroom
- Kitchen with oven hob & extractor
- Near Nuneaton



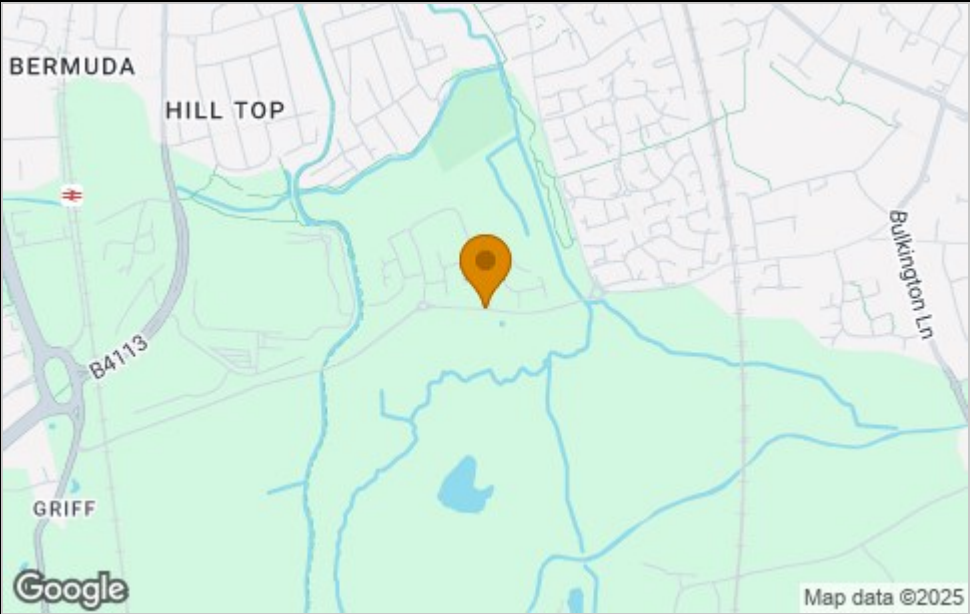




Floor Plan



Area Map



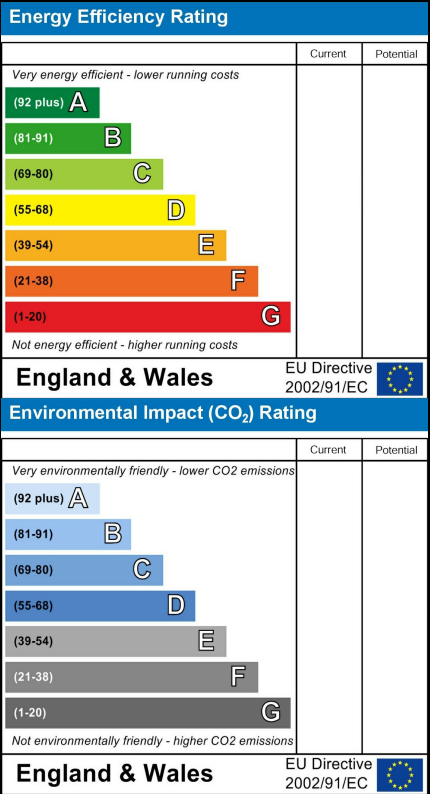
Viewing

Please contact our sales team at [sales@citizenhousing.org.uk](mailto:sales@citizenhousing.org.uk) if you wish to arrange a viewing appointment for this property or require further information.

These particulars, whilst believed to be accurate are set out as a general outline only for guidance and do not constitute any part of an offer or contract. Intending purchasers should not rely on them as statements of representation of fact, but must satisfy themselves by inspection or otherwise as to their accuracy. No person in this firms employment has the authority to make or give any representation or warranty in respect of the property.

4040 Lakeside, Solihull, West Midlands, B37 7YN  
Email: [sales@citizenhousing.org.uk](mailto:sales@citizenhousing.org.uk) or visit [www.citizenhousing.org.uk](http://www.citizenhousing.org.uk)

Energy Efficiency Graph







## Plot 571 Yew Tree Park "Rosemary" - 40% Share

66 Kestrel Grove, Nuneaton, CV11 4FH

**40% Shared ownership £98,400**



2



1



1



# Plot 571 Yew Tree Park "Rosemary" - 40% Share



## Description

Plot 571 Yew Tree Park "Rosemary" - 40% share £98,400  
Total Rent £394.10 pcm

READY TO OCCUPY

If you would like to apply for this property, please complete our online application form via our Signature Website

\* Images are for illustration purposes only

- End Terrace
- Good transport links
- Double glazing
- 2 off road parking spaces
- Vinyl flooring to wet areas
- New Build
- Turf to rear garden
- Downstairs cloakroom
- Kitchen with oven hob & extractor
- Near Nuneaton



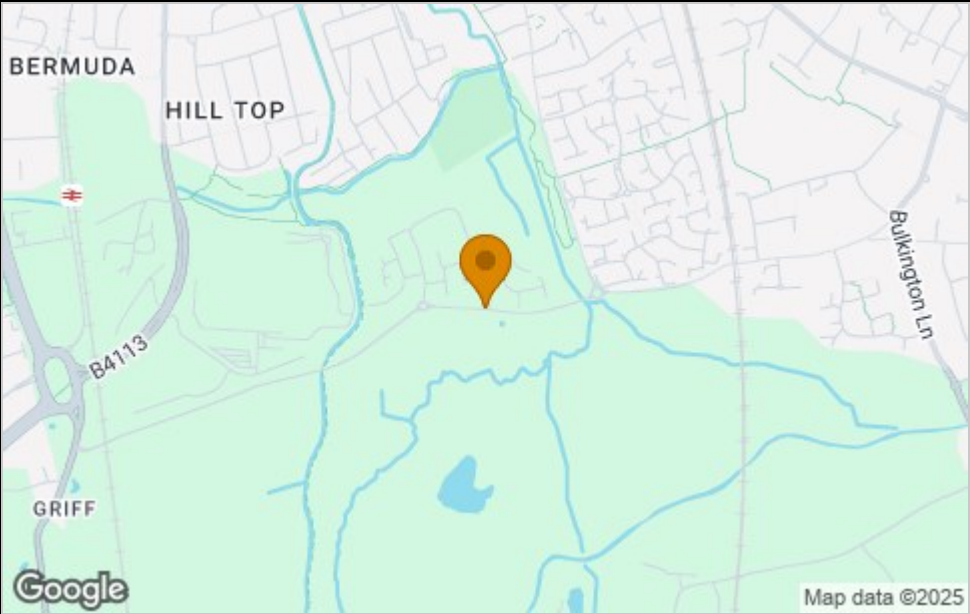




Floor Plan



Area Map



Viewing

Please contact our sales team at [sales@citizenhousing.org.uk](mailto:sales@citizenhousing.org.uk) if you wish to arrange a viewing appointment for this property or require further information.

These particulars, whilst believed to be accurate are set out as a general outline only for guidance and do not constitute any part of an offer or contract. Intending purchasers should not rely on them as statements of representation of fact, but must satisfy themselves by inspection or otherwise as to their accuracy. No person in this firms employment has the authority to make or give any representation or warranty in respect of the property.

4040 Lakeside, Solihull, West Midlands, B37 7YN  
Email: [sales@citizenhousing.org.uk](mailto:sales@citizenhousing.org.uk) or visit [www.citizenhousing.org.uk](http://www.citizenhousing.org.uk)

Energy Efficiency Graph

