

Image for illustration only



Plot 447 Yew Tree Park "Manciple-Bellway" - 40% sh

19 Firecrest Way, Nuneaton, CV11

40% Shared ownership £97,600



Plot 447 Yew Tree Park "Manciple-Bellway" - 40% sh



Description

Plot 447 Yew Tree Park - Purchase Price 40% share £97,600
Total Rent £386.60 pcm

READY TO OCCUPY

If you would like to apply for this property, please complete our online application form via our Signature Website

* Images are for illustration purposes only

- Mid Terrace
- Good transport links
- Double glazing
- 2 off road parking spaces
- Vinyl flooring to wet areas
- New build
- Turf to rear garden
- Downstairs cloakroom
- Kitchen with oven hob & extractor
- near Nuneaton

*Offers at Yew Tree Park
Nuneaton, CV11 4FB*

****Plot 447 only****

**5%
Deposit
Paid***

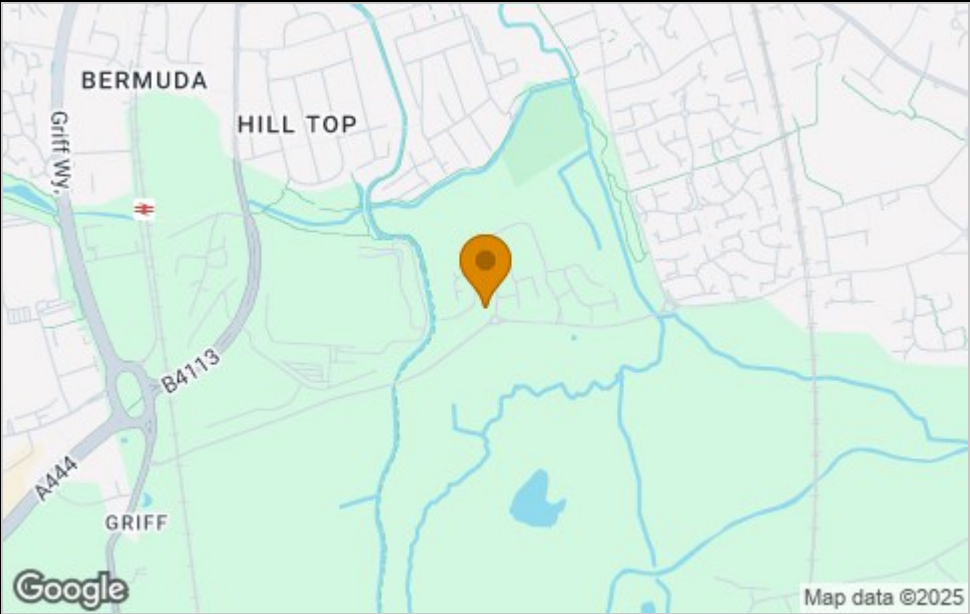
***of advertised
share only**



Floor Plan



Area Map



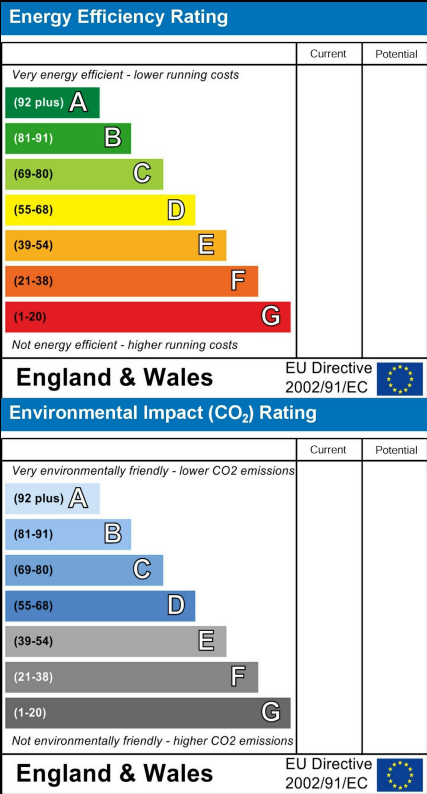
Viewing

Please contact our Citizen-Yew Tree Park Office on 07790336902 if you wish to arrange a viewing appointment for this property

These particulars, whilst believed to be accurate are set out as a general outline only for guidance and do not constitute any part of an offer or contract. Intending purchasers should not rely on them as statements of representation of fact, but must satisfy themselves by inspection or otherwise as to their accuracy. No person in this firms employment has the authority to make or give any representation or warranty in respect of the property.

4040 Lakeside, Solihull, West Midlands, B37 7YN
Email: sales@citizenhousing.org.uk or visit www.citizenhousing.org.uk

Energy Efficiency Graph





Plot 509 Yew Tree Park "Rosemary-Ashberry" - 40% S

13 Kestrel Grove, Nuneaton, CV11 4FH

40% Shared ownership £100,600



Plot 509 Yew Tree Park "Rosemary-Ashberry" - 40% S



Description

Plot 509 Yew Tree Park - 40% share £100,600
Total Rent £376.01 pcm

Ready to Occupy July 2025 - AVAILABLE TO RESERVE NOW

If you would like to apply for this property, please complete our online application form via our Signature Website

* Images are for illustration purposes only

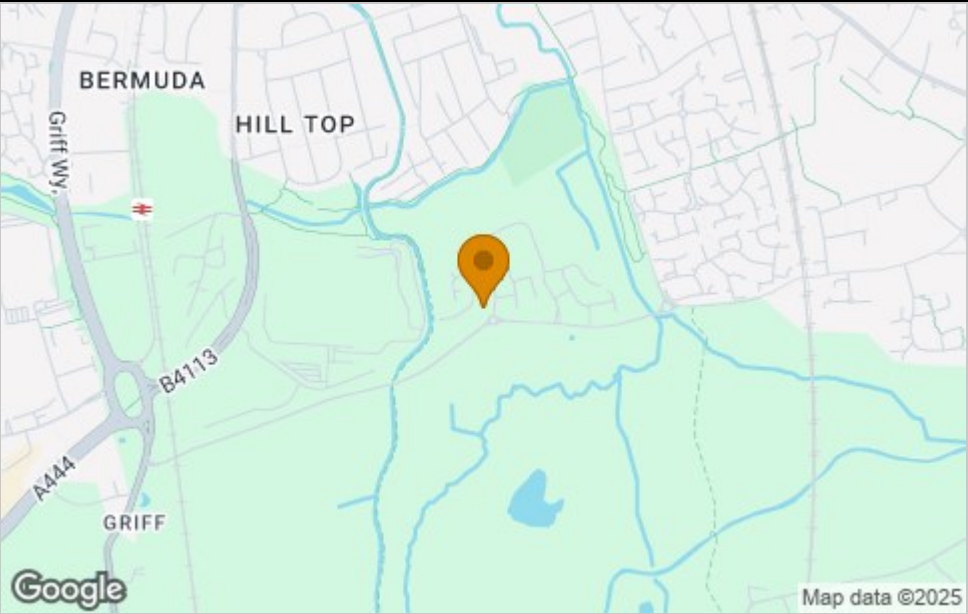
- Semi Detached
- Good transport links
- Double glazing
- 2 off road parking spaces
- Vinyl flooring to wet areas
- New Build
- Turf to rear garden
- Downstairs cloakroom
- Kitchen with oven hob & extractor
- Near Nuneaton



Floor Plan

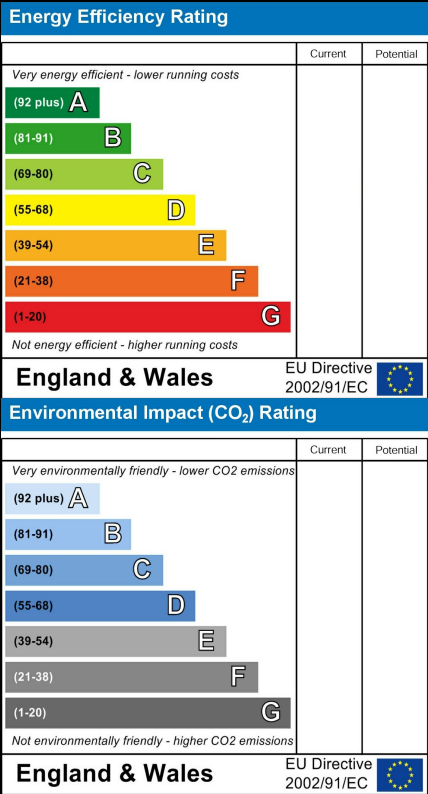


Area Map



Viewing
Please contact our Sales Advisor on 07736 792306 if you wish to arrange a viewing appointment for this property or require further information.

Energy Efficiency Graph



These particulars, whilst believed to be accurate are set out as a general outline only for guidance and do not constitute any part of an offer or contract. Intending purchasers should not rely on them as statements of representation of fact, but must satisfy themselves by inspection or otherwise as to their accuracy. No person in this firms employment has the authority to make or give any representation or warranty in respect of the property.

4040 Lakeside, Solihull, West Midlands, B37 7YN
Email: sales@citizenhousing.org.uk or visit www.citizenhousing.org.uk



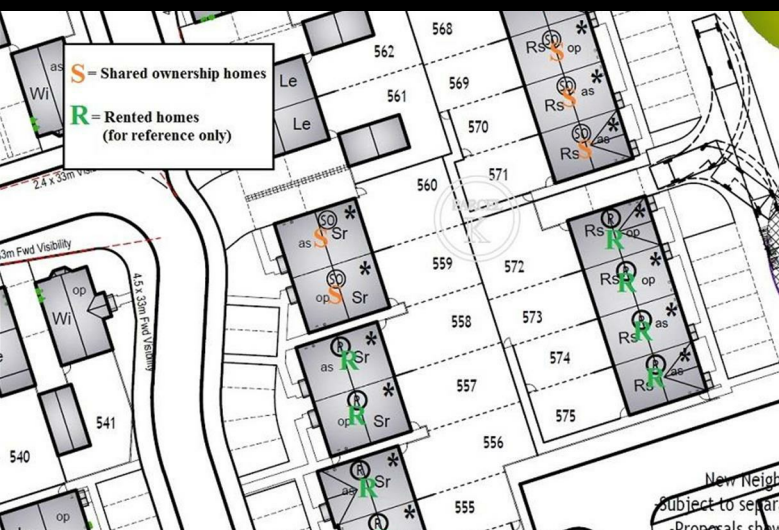
Plot 568 Yew Tree Park "Rosemary" - 40% Share

60 Kestrel Grove, Nuneaton, CV11 4FH

40% Shared ownership £98,400



Plot 568 Yew Tree Park "Rosemary" - 40% Share



Description

Plot 568 Yew Tree Park "Rosemary" - 40% share £98,400
Total Rent £394.10 pcm

READY TO OCCUPY

If you would like to apply for this property, please complete our online application form via our Signature Website

* Images are for illustration purposes only

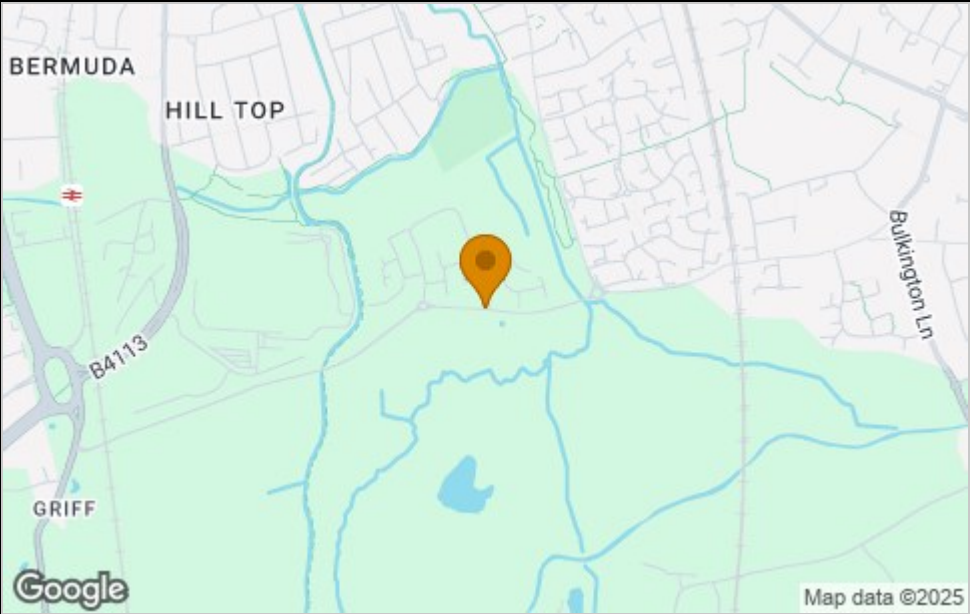
- End Terrace
- Good transport links
- Double glazing
- 2 off road parking spaces
- Vinyl flooring to wet areas
- New Build
- Turf to rear garden
- Downstairs cloakroom
- Kitchen with oven hob & extractor
- Near Nuneaton



Floor Plan



Area Map



Viewing

Please contact our sales team at sales@citizenhousing.org.uk if you wish to arrange a viewing appointment for this property or require further information.

These particulars, whilst believed to be accurate are set out as a general outline only for guidance and do not constitute any part of an offer or contract. Intending purchasers should not rely on them as statements of representation of fact, but must satisfy themselves by inspection or otherwise as to their accuracy. No person in this firms employment has the authority to make or give any representation or warranty in respect of the property.

4040 Lakeside, Solihull, West Midlands, B37 7YN
Email: sales@citizenhousing.org.uk or visit www.citizenhousing.org.uk

Energy Efficiency Graph





Plot 569 Yew Tree Park "Rosemary" - 40% Share

62 Kestrel Grove, Nuneaton, CV11 4FH

40% Shared ownership £97,600



Plot 569 Yew Tree Park "Rosemary" - 40% Share



Description

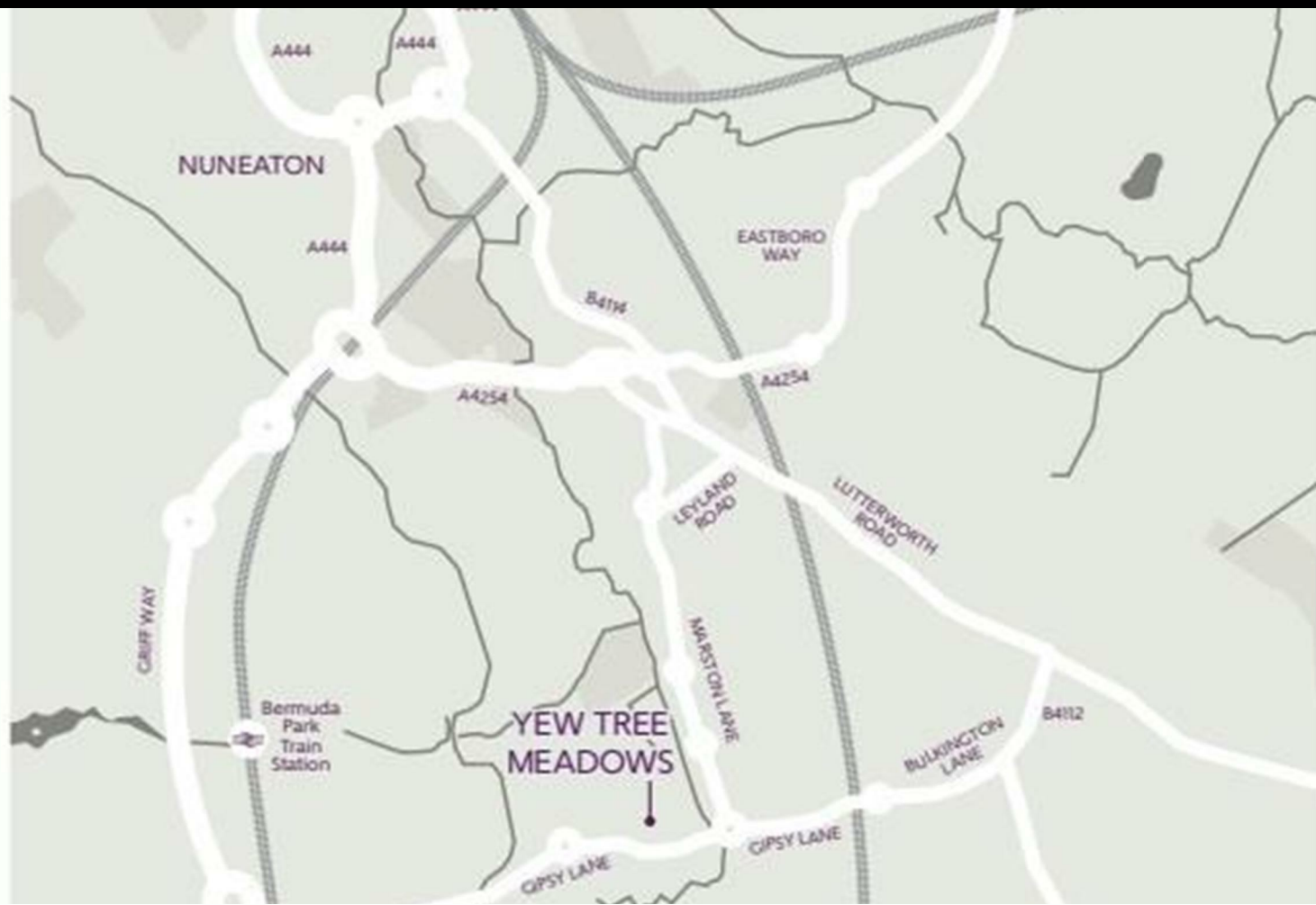
Plot 569 Yew Tree Park "Rosemary" - 40% share £97,600 Total Rent £391.35 pcm

READY TO OCCUPY

If you would like to apply for this property, please complete our online application form via our Signature Website

* Images are for illustration purposes only

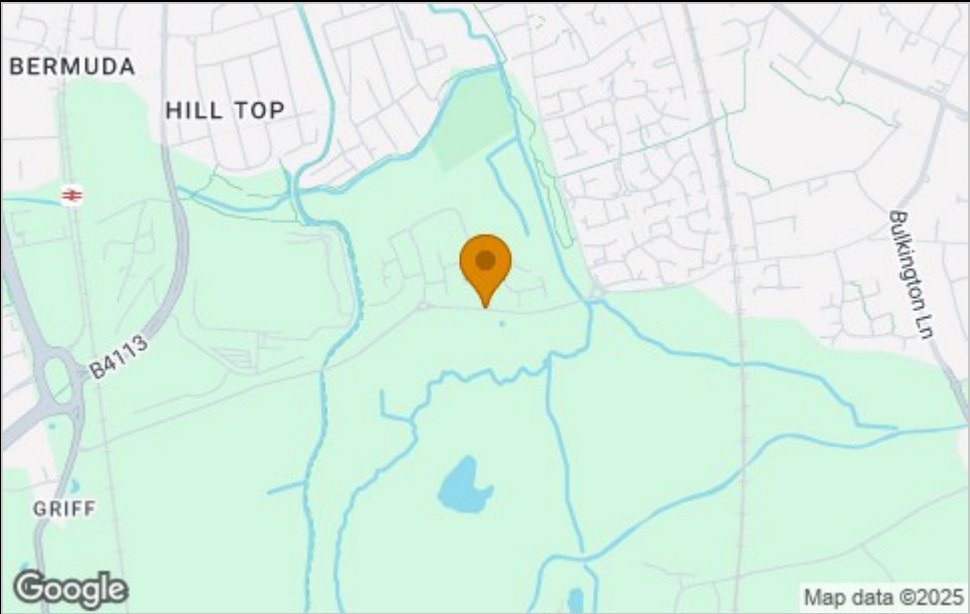
- Mid Terrace
- Good transport links
- Double glazing
- 2 off road parking spaces
- Vinyl flooring to wet areas
- New Build
- Turf to rear garden
- Downstairs cloakroom
- Kitchen with oven hob & extractor
- Near Nuneaton



Floor Plan



Area Map



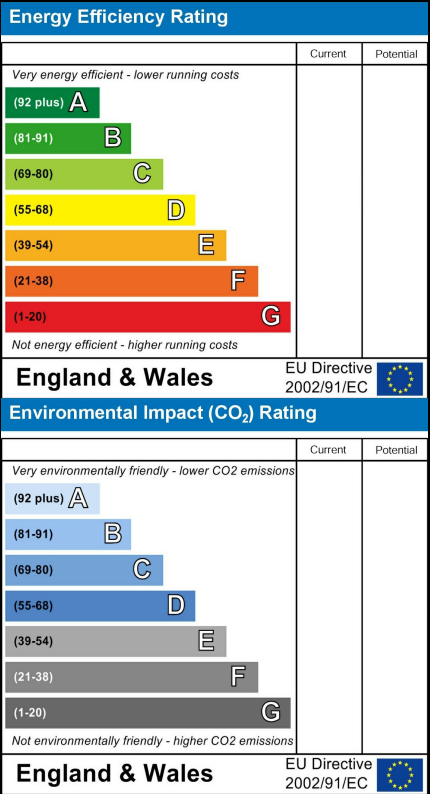
Viewing

Please contact our sales team at sales@citizenhousing.org.uk if you wish to arrange a viewing appointment for this property or require further information.

These particulars, whilst believed to be accurate are set out as a general outline only for guidance and do not constitute any part of an offer or contract. Intending purchasers should not rely on them as statements of representation of fact, but must satisfy themselves by inspection or otherwise as to their accuracy. No person in this firms employment has the authority to make or give any representation or warranty in respect of the property.

4040 Lakeside, Solihull, West Midlands, B37 7YN
Email: sales@citizenhousing.org.uk or visit www.citizenhousing.org.uk

Energy Efficiency Graph





Plot 570 Yew Tree Park "Rosemary" - 40% Share

64 Kestrel Grove, Nuneaton, CV11 4FH

40% Shared ownership £97,600



Plot 570 Yew Tree Park "Rosemary" - 40% Share



Description

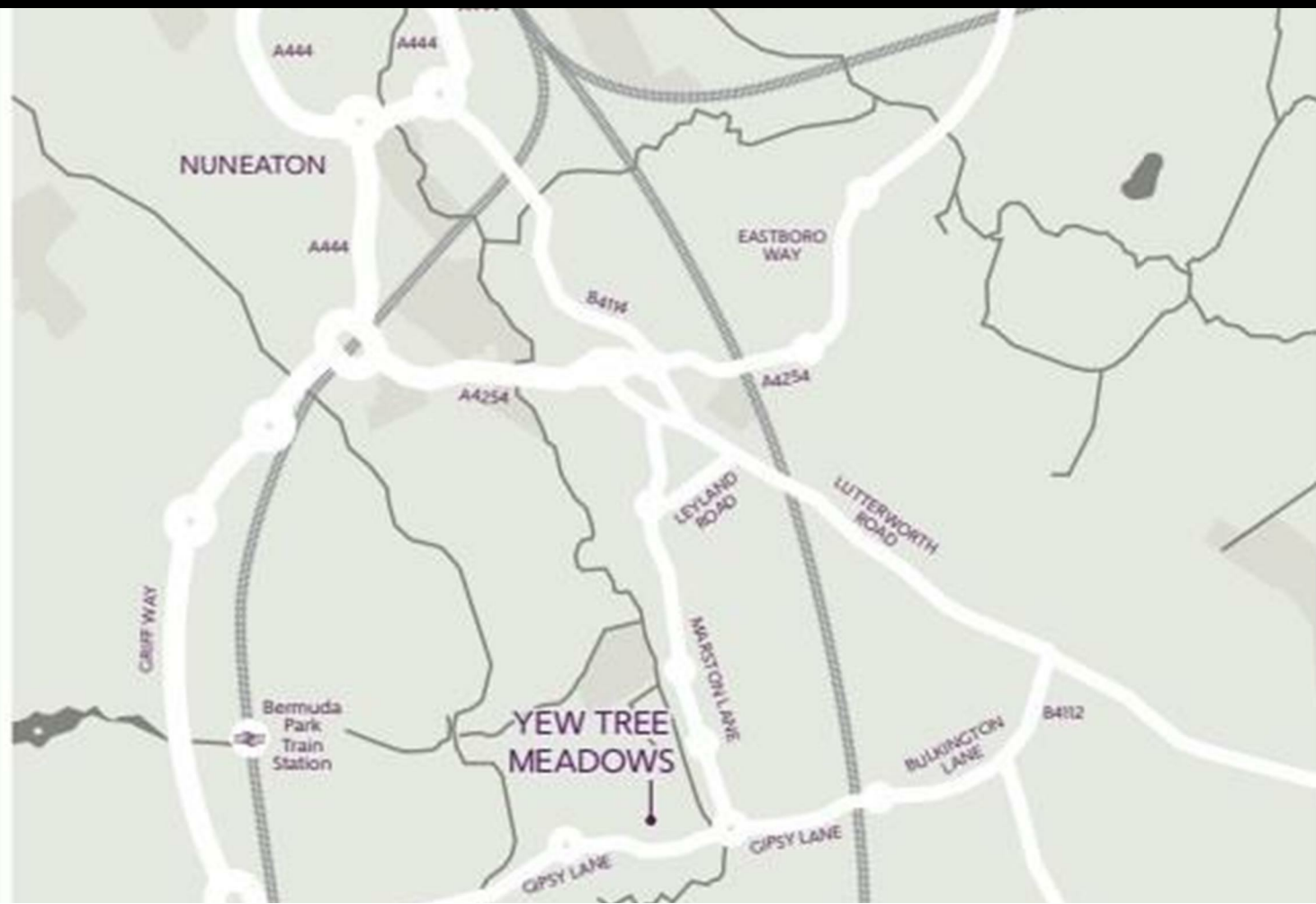
Plot 570 Yew Tree Park "Rosemary" - 40% share £97,600 Total Rent £391.35 pcm

READY TO OCCUPY

If you would like to apply for this property, please complete our online application form via our Signature Website

* Images are for illustration purposes only

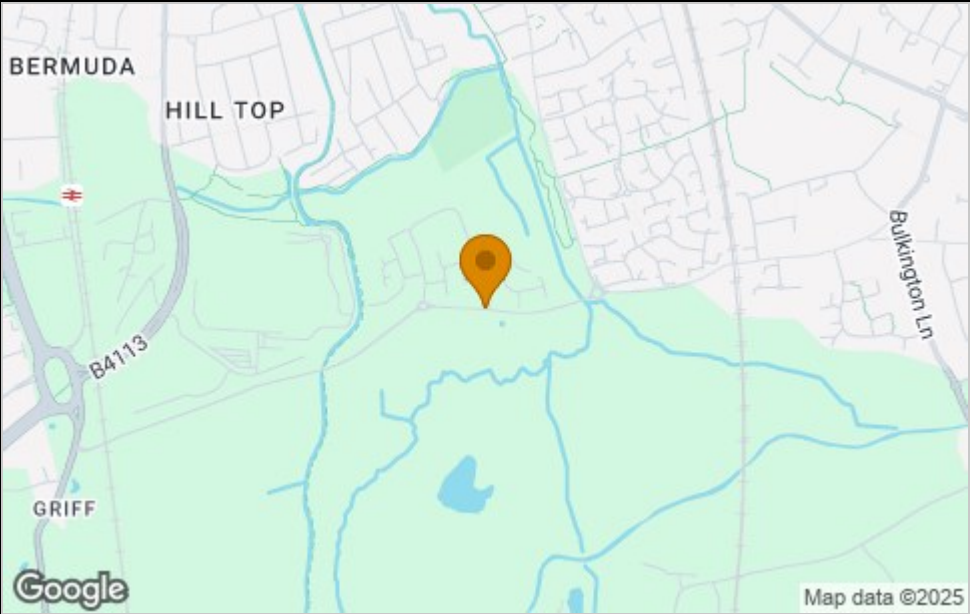
- Mid Terrace
- Good transport links
- Double glazing
- 2 off road parking spaces
- Vinyl flooring to wet areas
- New Build
- Turf to rear garden
- Downstairs cloakroom
- Kitchen with oven hob & extractor
- Near Nuneaton



Floor Plan



Area Map



Viewing

Please contact our sales team at sales@citizenhousing.org.uk if you wish to arrange a viewing appointment for this property or require further information.

These particulars, whilst believed to be accurate are set out as a general outline only for guidance and do not constitute any part of an offer or contract. Intending purchasers should not rely on them as statements of representation of fact, but must satisfy themselves by inspection or otherwise as to their accuracy. No person in this firms employment has the authority to make or give any representation or warranty in respect of the property.

4040 Lakeside, Solihull, West Midlands, B37 7YN
Email: sales@citizenhousing.org.uk or visit www.citizenhousing.org.uk

Energy Efficiency Graph





Plot 571 Yew Tree Park "Rosemary" - 40% Share

66 Kestrel Grove, Nuneaton, CV11 4FH

40% Shared ownership £98,400



Plot 571 Yew Tree Park "Rosemary" - 40% Share



Description

Plot 571 Yew Tree Park "Rosemary" - 40% share £98,400
Total Rent £394.10 pcm

READY TO OCCUPY

If you would like to apply for this property, please complete our online application form via our Signature Website

* Images are for illustration purposes only

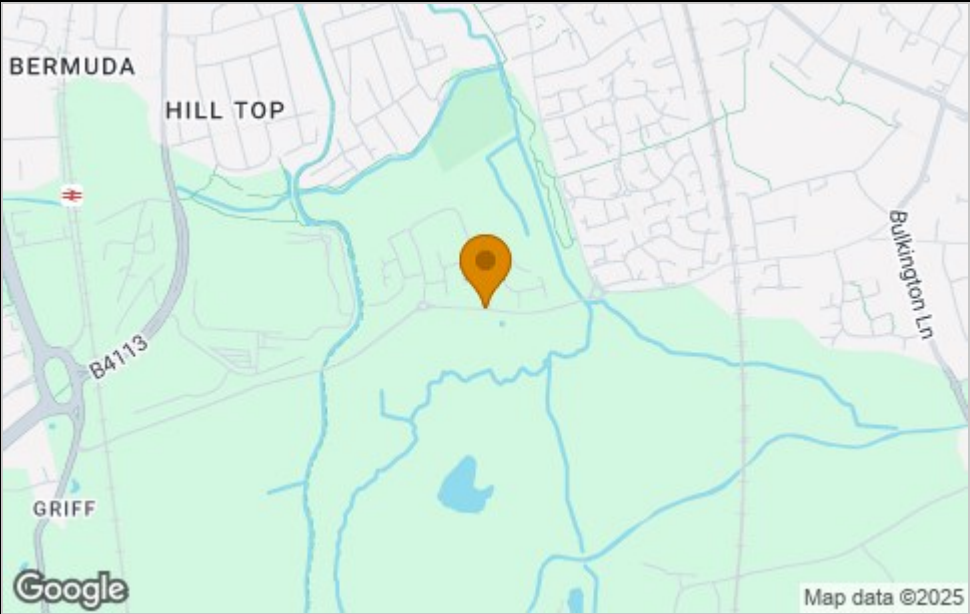
- End Terrace
- Good transport links
- Double glazing
- 2 off road parking spaces
- Vinyl flooring to wet areas
- New Build
- Turf to rear garden
- Downstairs cloakroom
- Kitchen with oven hob & extractor
- Near Nuneaton



Floor Plan



Area Map



Viewing

Please contact our sales team at sales@citizenhousing.org.uk if you wish to arrange a viewing appointment for this property or require further information.

These particulars, whilst believed to be accurate are set out as a general outline only for guidance and do not constitute any part of an offer or contract. Intending purchasers should not rely on them as statements of representation of fact, but must satisfy themselves by inspection or otherwise as to their accuracy. No person in this firms employment has the authority to make or give any representation or warranty in respect of the property.

4040 Lakeside, Solihull, West Midlands, B37 7YN
Email: sales@citizenhousing.org.uk or visit www.citizenhousing.org.uk

Energy Efficiency Graph

